

Name of the Public Trust : KALYAN CITIZENS' EDUCATION SOCIETY (DEGREE COLLEGE UNIT)

Registration No. F - 198 / THANE

Balance Sheet as at 31ST MARCH, 2024

FUNDS & LIABILITIES		Rs.	Rs.	PROPERTY AND ASSETS		Rs.	Rs.
<b>AMOUNT DUE TO K.C.E.S.</b>		15,62,00,511.85		<b>Immovable Properties (At Cost - As per Schedule "B")</b>			
<u>Add:</u> Surplus for the year/(Deficit for the year )		(2,27,27,225.69)		Balance as per last Balance Sheet		3,38,230.00	
<u>Less:</u> Transferred to Society		-	13,34,73,286.16	<u>Add:</u> Additions during the year		-	
				<u>Less:</u> Sales / Transfer during the year		-	
				Depreciation up to date		1,75,559.25	1,62,670.75
<b>Other Earmarked Funds</b>				<b>Investments</b>			
(Created under the provisions of the trust deed or scheme or out of the Income)				Note: The market value of the above investments			
Depreciation Fund		-		<b>Furniture &amp; Fixtures (As per Schedule "C")</b>			
Sinking Fund		-		Balance as per last Balance Sheet		22,13,52,949.72	
Reserve Fund		-		<u>Add:</u> Additions during the year		4,88,81,542.00	
Any other Fund (As per Schedule "A")		10,54,68,808.88	10,54,68,808.88	<u>Less:</u> Sales / Transfer during the year		-	
				Depreciation up to date		19,40,25,756.02	7,62,08,735.70
<b>Loans (Secured or Unsecured)</b>				<b>Loans (Secured or Unsecured) - Good / doubtful</b>			
From Trustees				Loans Scholarships		-	
From Others				Other Loans		-	
<b>Liabilities</b>				<b>Advances</b>			
For Expenses		3,54,89,546.95		To Trustees		-	
For Advances		-		To Employees		1,16,48,992.00	
For Rent and Other Deposits		71,00,595.00		To Contractors		-	
For Sundry Credit Balances		2,70,29,264.92	6,96,19,406.87	To Lawyers		-	
				To Others (Including TDS & Deposit)		53,25,269.13	1,69,74,261.13
<b>Inter Unit Balances</b>				<b>Income Outstanding</b>			
Junior College		-		Rent		-	
Night College		-		Interest		9,89,803.00	
MCVC		4,79,621.00	4,79,621.00	Other Income		8,39,83,068.00	8,49,72,871.00
<b>Income and Expenditure Account</b>				<b>Deferred Revenue Expenditure</b>			
Balance as per last Balance Sheet		-		Deferred Revenue Expenditure		14,76,028.00	
<u>Less:</u> Appropriation, if any		-		<u>Less:</u> 20% Write off Every Year		(4,72,000.00)	10,04,028.00
<u>Add:</u> Surplus as per Income & Expenditure A/c		-					



Balance Sheet as at 31ST MARCH, 2024

FUNDS & LIABILITIES	Rs.		PROPERTY AND ASSETS	Rs.	
			<b>Inter Unit Balances</b>		
			Junior College	86,20,310.40	
			KCES	9,37,23,415.85	
			B K Birla Night College	14,90,607.00	
			MCVC	-	10,38,34,333.25
			<b>Cash and Bank Balances</b>		
			(a) In Saving/Current Account	1,16,60,435.08	
			(b) In Fixed Deposit Account	1,42,23,788.00	
			(c) With the Trustee	-	
			(d) With the Manager	-	2,58,84,223.08
			<b>Income and Expenditure Account</b>		
			Balance as per last Balance Sheet	-	
			Less: Appropriation, if any	-	
				-	
			Add: Deficit as per Income and Expenditure A/c	-	
				-	
<b>Total Rs..</b>		<b>30,90,41,122.91</b>	<b>Total Rs..</b>		<b>30,90,41,122.91</b>

**\* Income Outstanding**

(If accounts are kept on cash basis)

Rent : -  
 Interest : -  
 Other Income : -  
 TOTAL RS. : Rs. NIL

The above Balance Sheet to the best of my/our belief contains a true account of the Funds and Liabilities and of the Property and Assets of the Trust.

As per our report of even date  
 For M. L. SHARMA & CO  
 CHARTERED ACCOUNTANTS  
 FIRM REG. NO. 109963W



(S.M. BANDI) PARTNER  
 MEMBERSHIP NO.: 109101

Dated: 12 SEP 2024  
 Place of signature : Mumbai

Dr. Avinash Patil  
 PRINCIPAL

O R Chitlange  
 CHAIRMAN

Subodh Dave  
 VICE CHAIRMAN

Yogesh R Shah  
 SECRETARY

Shilpa V. Shah  
 TREASURER

SCHEDULE - IX  
[ Vide Rule 17 (1) ]

Name of the Public Trust : KALYAN CITIZENS' EDUCATION SOCIETY ( DEGREE COLLEGE UNIT )

Registration No. F - 198 / THANE

Income and Expenditure Account for the year ending 31ST MARCH, 2024

EXPENDITURE	Rs.	Rs.	INCOME	Rs.	Rs.
To Expenditure in respect of properties :-			By Rent (realised) * (accrued)		
Rates, Taxes, Cesses	4,76,417.00				
Repairs and maintenance	1,00,98,276.00		By Interest (realised) * (accrued)		
Salaries	-		On Securities	-	
Insurance	-		On Fixed Deposits - Govt. Corporation	7,28,368.21	
Depreciation (by way of provision of adjustments)	-	1,05,74,693.00	On Bank Account	8,06,686.50	15,35,054.71
Other Expenses			By Dividend		
To Establishment Expenses			By Donations in Cash or Kind		39,04,367.00
To Remuneration to Trustees			By Grants :-		
To Remuneration (in the case of a math) to the head of the math, including his household expenditure, if any ..			Salary	20,84,15,207.00	
To Legal Expenses		1,90,534.00	Non-Salary	-	20,84,15,207.00
To Audit Fees		4,40,376.00	By Income from other sources (As per Schedule "E" )		
To Contribution and Fees			Income from Fees	16,09,06,986.00	
To Amount written off :-			Sale of Prospectus & Forms	14,19,375.00	
(a) Bad Debts	-		Miscellaneous Receipts.	34,23,836.50	16,57,50,197.50
(b) Loan Scholarship	-		By Income relating to earlier year		10,825.00
(c) Irrecoverable Rents	-		By Deficit carried over to Balance Sheet		2,27,27,225.69
(d) Other Items	-				
To Miscellaneous Expenses		2,50,335.16			
To Depreciation on Own Assets	1,07,03,399.00				
Add:- Depreciation on Grantable Assets	1,05,66,073.00				
Less:- Depreciation Written Back on Grantable assets	(1,05,66,073.00)	1,07,03,399.00			
To Expenses Relating to Earlier Year		1,32,538.00			
To Amount transferred to Reserve or Specific Funds (15% of Income)					




Income and Expenditure Account for the year ending 31ST MARCH, 2024

EXPENDITURE		Rs.	Rs.	INCOME		Rs.	Rs.
To	Expenditure on Objects of the Trust						
	(a) Religious	-	-				
	(b) Educational (As per Schedule "D")	38,00,51,001.74	-				
	(c) Medical Relief	-	-				
	(d) Relief of Poverty	-	-				
	(e) Other Charitable Objects	-	38,00,51,001.74				
To	Surplus carried over to Balance Sheet						
	<b>Total Rs.....</b>		<b>40,23,42,876.90</b>		<b>Total Rs.....</b>		<b>40,23,42,876.90</b>

\* Strike off whichever is not applicable

As per our report of even date  
For M.L. SHARMA & CO.  
CHARTERED ACCOUNTANTS  
FIRM REG. NO. 109963W



(S.M. BANDI) PARTNER  
MEMBERSHIP NO.: 109101




Dated at : 12 SEP 2024  
Place of Signature : Mumbai

Dr Avinash Patil  
PRINCIPAL



O R Chitlange  
CHAIRMAN



Subodh Dave  
VICE CHAIRMAN



Yogesh R Shah  
SECRETARY



Shilpa V Shah  
TREASURER



**SIGNIFICANT ACCOUNTING POLICIES :**

**1 Fixed Assets :**

- (i) Fixed Assets are carried at cost of acquisition or construction, less Accumulated Depreciation till date.
- (ii) Depreciation on all the fixed assets have been provided for the year on WDV method, as per the rates given in the 'Guidance Note on Accounting by Schools', published in July, 2005 by the Institute Of Chartered Accountants Of India. However, in the case of Computers and Other IT Related Hardware in respect of aided section, Depreciation is provided at 20% in accordance with the resolution dated 01.08.2011 of General Administration Department ( Maharashtra government ).

**2 Method of Accounting :**

- (i) Income & Expenditure is accounted on accrual basis, except non-salary grant which is accounted on cash basis or as otherwise stated.
- (ii) Deferred Revenue Expenditure are written off over a period of 5 years on SLM Basis

**3 Investments :**

- (i) Investments are stated at cost.

**4 Students' Aid Fund :**

- (i) Fees collected from students under this head is utilised for the financial help of students.

**5 Students' Welfare Fund :**

- (i) All refundable fees & deposits remaining unclaimed for three years ( other than the amounts recd. from Govt. which are to be returned to the Govt.), after it becomes due for payment, are transferred to this account and the same is utilised for the welfare of the students. Any subsequent claim is also refunded out of this fund.
- (ii) Caution money collected from students is refunded to them when they leave the college. Unclaimed caution money is retained for further two years & then the same is transferred to Students' Welfare Fund.

**6 Development Fund :**

- (i) The Degree Unit has collected Development Fund Rs. 1,08,86,725/- .  
During the year, amount of Rs. 96,105/- has been refunded to students against cancellation of admission and utilised Rs. 20,877/-  
Balance fund as on 31ST MARCH, 2024 is Rs. 5,64,23,305/- and is carried forward for utilisation.

**7 Specific Grants [Fixed Assets / Revenue] :**

- (i) The Grant received from the various government agencies are being accounted on cash basis, or as otherwise stated.
- (ii) The Grants received by the college are being reflected as liabilities in the Balance sheet which are to be utilised by the college for acquiring a depreciable fixed asset and/or for the recurring expenses within the specified timelimit & unspent amount, if any at the expiry of time limit is to be returned to the respective funding agency alongwith interest , if applicable .
- (iii) The Fixed Assets acquired against such capital grants are being shown as fixed assets and depreciation for the period, at the rates specified in the guidance note for the schools issued by the ICAI, is being charged against the respective grants.

**8 Employees Benefits :**

- (i) Retirement benefits in the form of Provident Fund & Terminal Benefits(Gratuity), in case of employees of Non-Aided unit is accounted on accrual basis and charged to Income & Expenditure Account for the year. The employees of Aided unit are covered under GPF scheme.
- (ii) The unit has no Leave Encashment Scheme.
- (iii) Gratuity is contributed to Kalyan Citizen's Education Society Employee Group Gratuity Scheme as per Independent Actuarial Valuation.

**9 Non-Salary Grant :**

- (i) Non-salary grant (which is accounted on cash basis) amounting to Rs. 2,01,37,097/- is outstanding to be received as at 31st March, 2014 from the State Government.

For the information of Management only

As our report of even date

For M. L. SHARMA & CO.

CHARTERED ACCOUNTANTS

Firm Regd. No. 109963 W



S.M. BANDI (PARTNER)

MEMBERSHIP No.: 109101

Dated : 12 SEP 2024

Place of signature : Mumbai

Dr. Avinash Patil  
PRINCIPAL

O R Chitlange  
CHAIRMAN

Subodh Dave  
VICE CHAIRMAN

Yogesh R. Shah  
SECRETARY

Shilpa V. Shah  
TREASURER

**B K BIRLA COLLEGE OF ARTS, SCIENCE & COMMERCE, KALYAN**  
(CONDUCTED BY : KALYAN CITIZENS' EDUCATION SOCIETY)  
(DEGREE COLLEGE UNIT)

**SCHEDULE 'A' OF OTHER FUNDS ANNEXED TO AND FORMING PART OF BALANCE SHEET AS AT 31ST MARCH, 2024**

Particulars	Opening Balance	Transfer	Addition	Deduction/ Depreciation for the Year	Closing Balance
<b>Development Fund Schedule</b>					
Development Fund	4,54,19,301.00		1,08,86,725.00	96,105.00	5,62,09,921.00
Dev Fund (Utilised)	42,67,679.00		-	-	42,67,679.00
Depreciation Dev Fund (Utilised)	(40,33,418.00)		-	20,877.00	(40,54,295.00)
<b>Total - Development Fund</b>	<b>4,56,53,562.00</b>		<b>1,08,86,725.00</b>	<b>1,16,982.00</b>	<b>5,64,23,305.00</b>
<b>Student Welfare Fund Schedule</b>					
Students Welfare Fund	9,03,997.11		16,26,750.00	4,11,383.00	21,19,364.11
Students Welfare Fund (Utilised)	37,36,113.00		3,06,564.00	-	40,42,677.00
Depreciation on Students Welfare Fund (Utilised)	(26,94,832.00)			3,29,572.00	(30,24,404.00)
<b>Total - Student Welfare Fund</b>	<b>19,45,278.11</b>		<b>19,33,314.00</b>	<b>7,40,955.00</b>	<b>31,37,637.11</b>
<b>Students Welfare Fund ( Specific Purpose )</b>	<b>5,65,085.75</b>		<b>-</b>	<b>-</b>	<b>5,65,085.75</b>
<b>Students Aid Fund</b>	<b>36,78,067.77</b>		<b>25,73,382.00</b>	<b>26,19,118.00</b>	<b>36,32,331.77</b>
<b>Endowment Fund</b>	<b>8,10,319.00</b>		<b>-</b>	<b>-</b>	<b>8,10,319.00</b>
<b>Grants upto IX Plan</b>					
U.G.C Grant Under Cossip	1,10,000.00			1,10,000.00	-
Fixed Assets Purchased Against Grant (Utilised) - Under Cossip		1,10,000.00			1,10,000.00
Dep.Till Date on UGC Under Cossip Writ Back	(1,04,500.00)				(1,04,500.00)
U.G.C Grant Under IX Plan	5,20,980.00			5,20,980.00	-
Fixed Assets Purchased Against Grant (Utilised) - under IX Plan		5,20,980.00			5,20,980.00
Dep.Till Date on UGC Under IX Plan Writ Back	(4,94,931.02)				(4,94,931.02)
U.G.C Grant Under VIII Plan	2,80,000.00			2,80,000.00	-
Fixed Assets Purchased Against Grant (Utilised) - Under VIII th Plan		2,80,000.00			2,80,000.00
Dep.Till Date on UGC Under VIII Plan Writ Back	(2,66,000.00)				(2,66,000.00)
U.G.C Grant Under VII Plan	5,95,000.00			5,95,000.00	-
Fixed Assets Purchased Against Grant (Utilised) VII th Plan		5,95,000.00			5,95,000.00
Dep.Till Date on UGC Under VII Plan Writ Back	(5,65,250.01)				(5,65,250.01)
U.G.C Grant Under VI Plan	3,28,450.00			3,28,450.00	-
Fixed Assets Purchased Against Grant (Utilised) Under VI th Plan		3,28,450.00			3,28,450.00
Dep.Till Date on UGC Under VI Plan Writ Back	(3,12,027.50)				(3,12,027.50)
U.G.C Grant Under Vocational Courses	6,87,506.20			6,87,506.20	-
Fixed Assets Purchased Against Grant (Utilised) under Vocational Courses		6,87,506.20			6,87,506.20
Dep.Till Date on UGC Under Voc. Course Writ Back	(6,53,130.87)				(6,53,130.87)
U.G.C Grant Under V Plan	1,95,000.00			1,95,000.00	-
Fixed Assets Purchased Against Grant (Utilised) under V th Plan		1,95,000.00			1,95,000.00
Dep.Till Date on UGC Under V Plan Writ Back	(1,85,249.99)				(1,85,249.99)
<b>Total Grant Up-to IX Plan</b>	<b>1,35,846.81</b>	<b>27,16,936.20</b>	<b>-</b>	<b>27,16,936.20</b>	<b>1,35,846.81</b>



Particulars	Opening Balance	Transfer	Addition	Deduction/ Depreciation for the Year	Closing Balance
<b>Grants upto X Plan</b>					
U.G.C Grant for Lab. Equipt. X Plan (PG)	3,32,895.00			3,32,895.00	-
Fixed Assets Purchased Against Grant (Utilised) - X th Plan ( PG )		3,32,895.00			3,32,895.00
Dep.Till Date on UGC for Lab.Eqp X Plan (PG) Written Back	(3,16,250.25)				(3,16,250.25)
U.G.C Grant for Lab. Equip X Plan (UG)	4,16,160.00			4,22,208.34	(6,048.34)
Fixed Assets Purchased Against Grant (Utilised) - X th Plan ( UG )		4,22,208.34			4,22,208.34
Dep.Till Date on UGC for Lab.Eqp X Plan UG Wri Back	(4,01,097.92)				(4,01,097.92)
U.G.C Grant for Library Books X Plan (PG)	1,14,292.00			1,12,120.60	2,171.40
Fixed Assets Purchased Against Grant (Utilised) - X th Plan ( PG )		1,12,120.60			1,12,120.60
Dep.Till Date on UGC for Lib.Books X Plan PG Wri Back	(1,06,514.57)				(1,06,514.57)
U.G.C Grant for Library X Plan (UG)	1,56,060.00			1,40,230.25	15,829.75
Fixed Assets Purchased Against Grant (Utilised) - Library X Plan ( UG )		1,40,230.25			1,40,230.25
Dep.Till Date on UGC for Lib.Boo X Plan UG Wri Back	(1,33,218.74)				(1,33,218.74)
<b>Total Grant Up-to X Plan</b>	<b>62,325.52</b>	<b>10,07,454.19</b>	<b>-</b>	<b>10,07,454.19</b>	<b>62,325.52</b>

**UGC Grant - Remedial Courses**

U.G.C Grant - Remedial Courses for SC / ST	1,22,544.00			1,22,544.00	-
Fixed Assets Purchased Against Grant (Utilised) - Remedial course SC / ST		1,22,544.00			1,22,544.00
Dep.Till Date on UGC Reme, Course SC/ST Written Back	(1,16,416.80)				(1,16,416.80)
<b>UGC Grant - Remedial Courses for SC/ST - Non Recurring</b>	<b>6,127.20</b>	<b>1,22,544.00</b>	<b>-</b>	<b>1,22,544.00</b>	<b>6,127.20</b>

**UGC Specific Grant - Add-On Courses**

UGC Specific Grant (Add-On)	12,00,000.00			2,76,385.00	9,23,615.00
Fixed Assets Purchased Against Grant (Utilised) - Add on Courses		2,76,385.00			2,76,385.00
Dep Till Date on UGC Specific Grant (Addon) Wri Back	(2,62,565.90)				(2,62,565.90)
<b>UGC Specific Grant - Add-On Courses</b>	<b>9,37,434.10</b>	<b>2,76,385.00</b>	<b>-</b>	<b>2,76,385.00</b>	<b>9,37,434.10</b>



Particulars	Opening Balance	Transfer	Addition	Deduction/ Depreciation for the Year	Closing Balance
<b>UGC Grant (Addl. Comp. Facility)</b>					
U.G.C Grant (Addl. Comp. Facility)	49,310.00			35,000.00	14,310.00
Fixed Assets Purchased Against Grant (Utilised ) - Addl Comp Facility		35,000.00			35,000.00
Dep.Till Date on UGC (Addl Comp Sci) Wri Back	(33,250.00)				(33,250.00)
<b>UGC Specific Grant - Add-On Courses</b>	<b>16,060.00</b>	<b>35,000.00</b>	<b>-</b>	<b>35,000.00</b>	<b>16,060.00</b>

**UGC Herbal Technology Sci - Non Recurring**

U.G.C Grant - Herbal Technology (Library Books)	1,50,000.00			1,50,000.00	-
Fixed Assets Purchased Against Grant (Utilised ) - Herbal Technology Lib Books		1,50,000.00			1,50,000.00
Dep.Till Date on UGC-Her Tach (Lib.Books) Written Back	(1,42,500.00)				(1,42,500.00)
U.G.C Grant - Herbal Technology (Lab. Equip)	17,75,444.00			18,07,451.00	(32,007.00)
Fixed Assets Purchased Against Grant (Utilised ) - Herbal Technology Lab Equipment		18,07,451.00			18,07,451.00
Dep.Till Date on UGC-Her.Tach. (Lab.Equip) Written. Back	(17,17,078.45)				(17,17,078.45)
<b>UGC Herbal Technology Science</b>	<b>65,865.55</b>	<b>19,57,451.00</b>	<b>-</b>	<b>19,57,451.00</b>	<b>65,865.55</b>

**UGC Gandhian Study Centre - Non Recurring**

U.G.C for Gandhian Study Centre - Non Recurring	3,50,000.00			3,50,601.00	(601.00)
Fixed Assets Purchased Against Grant (Utilised ) - Gandhian Study Centre		3,50,601.00			3,50,601.00
Dep.Till Date on UGC for Gandhian Study Wri. Back	(3,33,070.94)				(3,33,070.94)
<b>UGC Grant Gandhian Study Centre Non Recurring</b>	<b>16,929.06</b>	<b>3,50,601.00</b>	<b>-</b>	<b>3,50,601.00</b>	<b>16,929.06</b>

**Star College & Status Grant**

D.S.T Grant - Star College (Non Recurring)	24,19,073.00				24,19,073.00
D.S.T Grant - Star College (Non Recurring - 2017 - 2018)	(24,67,643.00)				(24,67,643.00)
Fixed Assets Purchased Against Grant (Utilised ) - Star College	55,43,804.00	-			55,43,804.00
Dep.Till Date on Star College Write Back	(44,74,515.00)	-		1,88,305.00	(46,62,820.00)
<b>Total Star College</b>	<b>10,20,719.00</b>	<b>-</b>	<b>-</b>	<b>1,88,305.00</b>	<b>8,32,414.00</b>

D.S.T Grant - Star Status (NonRecurring - 2017-18)	2,20,985.00		-		2,20,985.00
Fixed Assets Purchased Against Grant (Utilised ) - Start Status	70,20,634.00	-			70,20,634.00
Dep.Till Date on Star Status Write Back	(61,91,211.00)			3,20,900.00	(65,12,111.00)
<b>Total Star Status</b>	<b>10,50,408.00</b>	<b>-</b>	<b>-</b>	<b>3,20,900.00</b>	<b>7,29,508.00</b>

D.S.T Grant - Star College (Recurring - 2017-18)	3,04,713.00				3,04,713.00
D.S.T Grant - Star Status (Recurring - 2017-18)	(15,80,673.00)		-	-	(15,80,673.00)
<b>Total Star College &amp; Status Recurring Grant</b>	<b>(12,75,960.00)</b>	<b>-</b>	<b>-</b>	<b>-</b>	<b>(12,75,960.00)</b>

<b>Total Star College</b>	<b>7,95,167.00</b>	<b>-</b>	<b>-</b>	<b>5,09,205.00</b>	<b>2,85,962.00</b>
---------------------------	--------------------	----------	----------	--------------------	--------------------





Particulars	Opening Balance	Transfer	Addition	Deduction/ Depreciation for the Year	Closing Balance
<b>DST Research Grant</b>					
D.S.T Research Grant	1,75,331.06			51,650.00	1,23,681.06
Fixed Assets Purchased Against Grant (Utilised) - DST Research Grant	51,650.00	-			51,650.00
Dep.Till Date on DST Research Proj. Written Back	(49,068.00)				(49,068.00)
<b>Total DST Research Grant</b>	<b>1,77,913.06</b>	<b>-</b>	<b>-</b>	<b>51,650.00</b>	<b>1,26,263.06</b>

**UGC Major Research Project**

U.G.C Major Research Project	7,312.00			7,312.00	-
Fixed Assets Purchased Against Grant (Utilised) - MRP	-	7,312.00			7,312.00
Dep.Till Date on UGC Major Research Grant Wri. Back	(6,946.00)				(6,946.00)
<b>Total UGC Major Research Project</b>	<b>366.00</b>	<b>7,312.00</b>	<b>-</b>	<b>7,312.00</b>	<b>366.00</b>

**UGC Major Research Project - Biotechnology**

U.G.C Major Research Project - Biot	33,560.00				33,560.00
Fixed Assets Purchased Against Grant (Utilised) - MRP - Biotech	3,49,218.00				3,49,218.00
Dep.Till Date on UGC Res. Grant - Biot Wri. Back	(3,31,757.50)			797.00	(3,32,554.50)
<b>Total UGC Major Research Project - Biotechnology</b>	<b>51,020.50</b>	<b>-</b>	<b>-</b>	<b>797.00</b>	<b>50,223.50</b>

**UGC Major Research Project - Avinash Patil**

U.G.C Major Research Project-A G Patil	1,680.00				1,680.00
Fixed Assets Purchased Against Grant (Utilised) - MRP Avinash Patil	25,278.00				25,278.00
Dep.Till Date on UGC Res. Grant - AG Patil Wri Back	(24,014.10)				(24,014.10)
<b>Total UGC Major Research Project - A G Patil</b>	<b>2,943.90</b>	<b>-</b>	<b>-</b>	<b>-</b>	<b>2,943.90</b>

**UGC Career Oriented Programme**

U.G.C Career Oriented Programme	15,64,706.00				15,64,706.00
Fixed Assets Purchased Against Grant (Utilised) - Career Oriented Programme	10,35,294.00	-			10,35,294.00
Dep.Till Date on UGC Career Oriented Prog. Wri Back	(9,58,347.35)			7,558.00	(9,65,905.35)
<b>Total UGC UGC Career Oriented Programme</b>	<b>16,41,652.65</b>	<b>-</b>	<b>-</b>	<b>7,558.00</b>	<b>16,34,094.65</b>



Particulars	Opening Balance	Transfer	Addition	Deduction/ Depreciation for the Year	Closing Balance
<b>Research Project - Ministry of Environment &amp; Forest</b>					
Research Project - Ministry of Envir.& Forest	(9,107.00)				(9,107.00)
Fixed Assets Purchased Against Grant (Utilised ) Ministry of Environment & Forest	4,60,498.00				4,60,498.00
Dep.Till Date on Res. Proj-Ministry of Environment & For.Written Back	(4,37,473.10)				(4,37,473.10)
<b>Total Research Project - Ministry of Envir.&amp; Forest</b>	<b>13,917.90</b>	<b>-</b>	<b>-</b>	<b>-</b>	<b>13,917.90</b>
<b>U.G.C Major Research Project - A V Phatak</b>					
U.G.C Major Research Project-A V Phatak	(64,587.00)				(64,587.00)
Fixed Assets Purchased Against Grant (Utilised ) - MRP A V Phatak	2,74,165.00				2,74,165.00
Dep.Till Date on UGC Res. Grant - AV Phatak Written Back	(2,60,456.75)				(2,60,456.75)
<b>Total U.G.C Major Research Project - A V Phatak</b>	<b>(50,878.75)</b>	<b>-</b>	<b>-</b>	<b>-</b>	<b>(50,878.75)</b>
<b>U.G.C Minor Research Project - Darshana Patil</b>					
U.G.C Minor Research Project - Darshana Patil	-				-
Fixed Assets Purchased Against Grant (Utilised ) - Darshana Patil	51,005.00				51,005.00
Dep.Till Date on UGC Major Res.Prj. Darshana P	(48,455.00)				(48,455.00)
<b>Total U.G.C Minor Research Project - Darshana Patil</b>	<b>2,550.00</b>	<b>-</b>	<b>-</b>	<b>-</b>	<b>2,550.00</b>
<b>Ministry of Health Ayush Grant</b>					
AYUSH Grant From Ministry of Health & Family Wel.	-				-
Fixed Assets Purchased Against Grant (Utilised ) - Ayush Grant	10,48,757.00				10,48,757.00
Dep.Till Date on AYUSH Grant Written Back	(9,96,319.00)				(9,96,319.00)
<b>Total Ayush Grant</b>	<b>52,438.00</b>	<b>-</b>	<b>-</b>	<b>-</b>	<b>52,438.00</b>
<b>Pepsico (Research Project)</b>					
Advance for Pepsico (Research Project)	-				-
Fixed Assets Purchased Against Grant (Utilised ) - Pepsico Research Project	15,454.00				15,454.00
Dep.Till Date on Pepsico Research Project	(14,681.00)				(14,681.00)
<b>Total Pepsico - Research Project</b>	<b>773.00</b>	<b>-</b>	<b>-</b>	<b>-</b>	<b>773.00</b>
<b>UGC Grant for Community College</b>					
UGC Grant - Community College (Minor Repairs	1,00,000.00				1,00,000.00
UGC Grant (Community College) - Recurring	7,14,079.00				7,14,079.00
UGC Grant (Community College) - Non Recurring	-2,13,432.00				(2,13,432.00)
Fixed Assets Purchased Against Grant (Utilised ) - Community College	5,13,432.00				5,13,432.00
Dep.Till Date on UGC Grant for Community College	(4,11,095.00)			21,008.00	(4,32,103.00)
<b>Total Community College</b>	<b>7,02,984.00</b>	<b>-</b>	<b>-</b>	<b>21,008.00</b>	<b>6,81,976.00</b>



Particulars	Opening Balance	Transfer	Addition	Deduction/ Depreciation for the Year	Closing Balance
<b>U.G.C Grant for Womens Studies Centre</b>					
U.G.C Grant for Womens Studies Centre	(1,45,777.00)				(1,45,777.00)
Fixed Assets Purchased Against Grant (Utilised) - Womens Study Centre	2,10,944.00				2,10,944.00
Dep.Till Date on Women Studies Centre	(1,95,234.05)			2,064.00	(1,97,298.05)
<b>Total Grant for Women Study Centre</b>	<b>(1,30,067.05)</b>	-	-	<b>2,064.00</b>	<b>(1,32,131.05)</b>

**U.G.C Major Research Project-Meeta Bhot**

U.G.C Major Research Project-Meeta Bhot	(74,566.00)				(74,566.00)
Fixed Assets Purchased Against Grant (Utilised) - Meeta Bhot	8,32,000.00				8,32,000.00
Dep.Till Date on UGC Major Res. Grant-Meeta Wri Bac	(7,90,400.00)				(7,90,400.00)
<b>Total Major Research Project - Meeta Bhot</b>	<b>(32,966.00)</b>	-	-	-	<b>(32,966.00)</b>

**UGC Grant for Basic Scientific Research ( BSR )**

UGC Grant for Basic Scientific Research	(5,762.00)				(5,762.00)
Fixed Assets Purchased Against Grant (Utilised) - BSR	40,05,762.00				40,05,762.00
Dep.Till Date on UGC for Basic Scientific Research	(38,03,704.00)			1,769.00	(38,05,473.00)
<b>Total Major Research Project - Meeta Bhot</b>	<b>1,96,296.00</b>	-	-	<b>1,769.00</b>	<b>1,94,527.00</b>

**UGC Grant for Dr. Ambedkar Study Centre**

UGC Grant for Dr. Ambedkar Study Centre	2,46,859.00				2,46,859.00
Fixed Assets Purchased Against Grant (Utilised) - Ambedkar Centre	2,68,041.00				2,68,041.00
Dep.Till Date on UGC Dr.Ambedkar Study Centre	(2,54,638.95)				(2,54,638.95)
<b>Total UGC Grant for Dr Ambedkar Centre</b>	<b>2,60,261.05</b>	-	-	-	<b>2,60,261.05</b>

**UGC Grant for Additional Assistance Scheme**

UGC Grant for Additional Assistance Scheme	(6,31,324.00)				(6,31,324.00)
Fixed Assets Purchased Against Grant (Utilised) - Additional Assistance Scheme	28,74,525.00				28,74,525.00
Dep.Till Date on UGC Addl. Asstt. Scheme	(27,18,218.55)			12,579.00	(27,30,797.55)
<b>TOTAL Additional Assistance Scheme</b>	<b>(4,75,017.55)</b>	-	-	<b>12,579.00</b>	<b>(4,87,596.55)</b>

**UGC Grant for Sports**

UGC Grant for Sports Grant	(15,600.00)				(15,600.00)
Fixed Assets Purchased Against Grant (Utilised) - Sports	4,15,600.00				4,15,600.00
Dep.Till Date on Sports Grant Utilised	(3,94,820.00)				(3,94,820.00)
<b>Total UGC Grant for Sports</b>	<b>5,180.00</b>	-	-	-	<b>5,180.00</b>



Particulars	Opening Balance	Transfer	Addition	Deduction/ Depreciation for the Year	Closing Balance
<b>U.G.C Major Research Project - Dr.Thakurdesai</b>					
U.G.C Major Research Project-Dr.Thakurdesai	35,202.00				35,202.00
Fixed Assets Purchased Against Grant (Utilised ) - Dr. Thakur desai	7,11,839.00				7,11,839.00
Dep.Till Date on UGC Major Res.Proj-MAT	(6,76,247.05)				(6,76,247.05)
<b>TOTAL Major Research Project - Dr Thakurdesai</b>	<b>70,793.95</b>	<b>-</b>	<b>-</b>	<b>-</b>	<b>70,793.95</b>

**UGC Recurring Grant ( Gandhian Study Centre )**

UGC Gandhian Study Centre - Recurring	1,87,823.50			1,87,823.50	-
<b>Total UGC Gandhian Study Centre</b>	<b>1,87,823.50</b>	<b>-</b>	<b>-</b>	<b>1,87,823.50</b>	<b>-</b>

**UGC Grant for XII Plan**

U.G.C Grant for Merged Scheme Under XII Plan - Non Recurr	(8,967.00)				(8,967.00)
Fixed Assets Purchased Against Grant (Utilised ) - XII th Plan	3,19,494.00				3,19,494.00
Dep. Till Date on UGC Grant XIIth Plan - Merged Sch	(1,68,956.00)				(1,68,956.00)
U.G.C Grant for Merged Scheme Under XII Plan - Recurring	26,777.00				26,777.00
UGC Grant for XIIth Plan (UG)	(3,32,677.50)				(3,32,677.50)
Fixed Assets Purchased Against Grant (Utilised ) - XII th Plan ( UG )	14,58,708.00				14,58,708.00
Dep. Till Date on UGC Grant XIIth Plan (UG)	(5,74,887.00)				(5,74,887.00)
Dep.Till Date on UGC Grant for XII Plan	(7,98,066.00)			46,409.00	(8,44,475.00)
<b>Total Grant for XIIth Plan</b>	<b>(78,574.50)</b>	<b>-</b>	<b>-</b>	<b>46,409.00</b>	<b>(1,24,983.50)</b>

**Grant for XI Plan**

U.G.C Grant for Lab. Equipt. XI Plan (PG)	(42,045.00)				(42,045.00)
Dep.Till Date on UGC for Lab.Eqp XI Plan PG Written Back	(21,51,679.90)				(21,51,679.90)
Fixed Assets Purchased Agianst Grant Utilised - XI th Plan ( PG )	22,66,293.00	-			22,66,293.00
U.G.C Grant for Lab. Equipt. - XI Plan (UG)	(63,067.00)				(63,067.00)
Fixed Assets Purchased Against Grant Utilised - XI th Plan ( UG )	8,96,099.00	-			8,96,099.00
Dep.Till Date on UGC for Lab.Eqp XI Plan UG Written Back	(8,16,130.50)				(8,16,130.50)
U.G.C Grant for Lib Books & Journal - XI Plan (PG)	42,045.00				42,045.00
Fixed Assets Purchased Agianst Grant Utilised - XI th Plan ( PG )	5,37,649.00	-			5,37,649.00
Dep.Till Date on UGC for Lib.Boo XI Plan PG Written Back	(5,10,766.55)				(5,10,766.55)
U.G.C Grant for Lib Books & Journal - XI Plan (UG)	63,066.00				63,066.00
Fixed Assets Purchased Agianst Grant Utilised - XI th Plan ( UG )	4,10,455.00	-			4,10,455.00
Dep.Till Date on UGC for Lib.Boo XI Plan UG Written Back	(3,89,932.25)				(3,89,932.25)
U.G.C Grant for Merged Scheme Under XI Plan - Non Recurring	(1,334.00)				(1,334.00)
Fixed Assets Purchased Agianst Grant Utilised - Merged Scheme XI th Plan	20,56,868.00	-			20,56,868.00
Dep.Till Date on UGC for Merge Scheme XI Plan	(19,90,186.00)			299.00	(19,90,485.00)
<b>TOTAL UGC Grant for Xith Plan</b>	<b>3,07,333.80</b>	<b>-</b>	<b>-</b>	<b>299.00</b>	<b>3,07,034.80</b>



Particulars	Opening Balance	Transfer	Addition	Deduction/ Depreciation for the Year	Closing Balance
<b>R. U. S. A - Grant A/c</b>					
RUSA Grant - Recurring Expenses	(11,74,617.00)				(11,74,617.00)
RUSA GRANT A/c	1,93,85,673.00				1,93,85,673.00
Fixed Assets Purchased Against Grant ( Utilised ) - RUSA Grant	2,48,78,489.00			2,57,124.00	2,46,21,365.00
Dep.Till Date on RUSA Utilised	(2,09,89,595.00)			47,12,549.00	(2,57,02,144.00)
<b>Total RUSA Grant</b>	<b>2,20,99,950.00</b>	<b>-</b>	<b>-</b>	<b>49,69,673.00</b>	<b>1,71,30,277.00</b>

**UGC GRANT for Autonomous Colleges**

UGC Grant Autonomous - Recurring	-				-
UGC Grant Autonomy	(1,07,302.00)				(1,07,302.00)
Fixed Assets Purchased Against Grant ( Utilised ) - Autonomy Grant	19,73,350.00				19,73,350.00
Dep.Till Date on Autonomous Written Back	(12,44,647.00)			1,20,974.00	(13,65,621.00)
<b>Total Grant For Autonomous College</b>	<b>6,21,401.00</b>	<b>-</b>	<b>-</b>	<b>1,20,974.00</b>	<b>5,00,427.00</b>

**UGC Grant for College of Excellence ( C E )**

UGC - CE Non-Recurring Grant	3,28,015.00				3,28,015.00
Fixed Assets Purchased Against Grant ( Utilised ) - C E	1,04,96,226.00				1,04,96,226.00
Dep.Till Date on UGC Grant for CE	(90,76,930.00)			2,69,953.00	(93,46,883.00)
UGC - CE Recurring Grant	(16,02,744.00)				(16,02,744.00)
<b>Total UGC Grant for College of Excellence</b>	<b>1,44,567.00</b>	<b>-</b>	<b>-</b>	<b>2,69,953.00</b>	<b>(1,25,386.00)</b>

**UGC Grant for FIST**

UGC Grant for FIST	96,025.00				96,025.00
Fixed Assets Purchased Against Grant ( Utilised ) - F I S T	63,97,639.00				63,97,639.00
Dep.Till Date on UGC Grant for FIST Written Back	(60,12,755.00)			22,599.00	(60,35,354.00)
UGC Grant for FIST - Recurring	22,515.00				22,515.00
<b>TOTAL UGC Grant for FIST</b>	<b>5,03,424.00</b>	<b>-</b>	<b>-</b>	<b>22,599.00</b>	<b>4,80,825.00</b>

**UGC Grant for IQAC**

UGC Grant for I Q A C - Non-Recurring	(3,600.00)				(3,600.00)
Fixed Assets Purchased Against Grant ( Utilised ) - I Q A C	63,600.00				63,600.00
Dep.Till Date on UGC Grant for IQAC	(53,597.00)			2,001.00	(55,598.00)
UGC Grant for IQAC - Recurring	-				-
<b>TOTAL IQAC Grant</b>	<b>6,403.00</b>	<b>-</b>	<b>-</b>	<b>2,001.00</b>	<b>4,402.00</b>

**UGC Grant for Potential Excellence (CPE)**

UGC - CPE Recurring Grant	-				-
UGC Grant for CPE - (Non Recurring)	(60,68,257.00)				(60,68,257.00)
Fixed Assets Purchased Against Grant ( Utilised ) - C. P. E.	60,68,257.00				60,68,257.00
Dep.Till Date on UGC for Potential Excellence	(56,09,476.65)			13,031.00	(56,22,507.65)
UGC Grant for Potential for Excellence (CPE)	61,30,686.00				61,30,686.00
<b>Total</b>	<b>5,21,209.35</b>	<b>-</b>	<b>-</b>	<b>13,031.00</b>	<b>5,08,178.35</b>



Particulars	Opening Balance	Transfer	Addition	Deduction/ Depreciation for the Year	Closing Balance
<b>U.G.C Grant (PGD-Bio-Nanotechnology)</b>					
U.G.C Grant (PGD-Bio-Nanotechnology)	17,10,853.00				17,10,853.00
Fixed Assets Purchased Against Grant ( Utilised ) - PGD Bionano	32,45,080.00				32,45,080.00
Dep.Till Date on UGC Grant PGD Bio-Nanotechnology)	(30,82,826.00)				(30,82,826.00)
U.G.C Grant (PGD-Bio-Nanotechnology) - Recurring	1,042.00				1,042.00
<b>Total UGC Grant For Bionanotechnology</b>	<b>18,74,149.00</b>	<b>-</b>	<b>-</b>	<b>-</b>	<b>18,74,149.00</b>

**U.G.C Major Research Grant - Dr. M. M. Khandpekar**

U.G.C Major Research Grant - Dr. M. M. Khandpekar	(1,68,700.00)			1,785.00	(1,70,485.00)
Fixed Assets Purchased Against Grant ( Utilised ) - M M Khandpekar	3,46,349.00				3,46,349.00
Dep.Till Date on UGC Major Res.Proj-MMK	(3,29,031.55)				(3,29,031.55)
<b>Total Major Research Project MM Khandpekar</b>	<b>(1,51,382.55)</b>	<b>-</b>	<b>-</b>	<b>1,785.00</b>	<b>(1,53,167.55)</b>

**U.G.C Major Research Project Dr. Mrs Swapna Samel**

U.G.C Major Research Project-Dr.Swapna Samel	-				-
Fixed Assets Purachsed Against Grant ( Utilised ) - Swapna Samel	80,000.00				80,000.00
Dep.Till Date on UGC Major Res. Grant	(76,000.00)				(76,000.00)
<b>Total Major Research Project Swapna Samel</b>	<b>4,000.00</b>	<b>-</b>	<b>-</b>	<b>-</b>	<b>4,000.00</b>

**U.G.C Minor Research Project - Jossy Varghese**

U.G.C Minor Research Project - Jossy Varghese	15,098.00				15,098.00
Fixed Assets Purachsed Against Grant ( Utilised ) - Jossy Varghese	51,289.00				51,289.00
Dep.Till Date on UGC Major Res. Grant-JV Wri. Back	(31,655.00)				(31,655.00)
<b>Total Minor Research Grant</b>	<b>34,732.00</b>	<b>-</b>	<b>-</b>	<b>-</b>	<b>34,732.00</b>

**Minor Research Grant - Others**

Dep W/back Till Date	-			17,070.00	(17,070.00)
<b>Total</b>	<b>-</b>	<b>-</b>	<b>-</b>	<b>17,070.00</b>	<b>(17,070.00)</b>

**Grant Under UNNAT BHARAT SCHEME**

UGC Grant for PARAMARSH	8,63,014.00		-	8,63,014.00	-
Dep.Till Date on Paramarsh Wri. Back	(15,362.00)		-	12,290.00	(27,652.00)
UGC Grant - Seminar	1,14,460.00			1,14,460.00	-
NCW GRANT	58.00			58.00	-
UGC For Women Development Cell	(2,790.00)		2,790.00		-
<b>Total</b>	<b>9,59,380.00</b>	<b>-</b>	<b>2,790.00</b>	<b>9,89,822.00</b>	<b>(27,652.00)</b>



Particulars	Opening Balance	Transfer	Addition	Deduction/ Depreciation for the Year	Closing Balance
<b>NRB Grant</b>					
NRB Grant for Major Research Project	12,05,479.00		47,130.00	5,527.00	12,47,082.00
Fixed Assets Purchased NRB Grant for Major Research Project (Utilized)	6,29,997.00				6,29,997.00
NRB Grant - Recurring	(12,21,479.00)				(12,21,479.00)
NRB Grant - Depn Written Back	(4,93,918.00)			54,432.00	(5,48,350.00)
<b>Total of NRB Grant</b>	<b>1,20,079.00</b>	<b>-</b>	<b>47,130.00</b>	<b>59,959.00</b>	<b>1,07,250.00</b>
<b>BRNS Project Grant</b>					
BRNS Project	(13,574.48)				(13,574.48)
Fixed Assets Purchased Against Grant ( Utilised )	11,77,904.73				11,77,904.73
BRNS - Depn Written Back	(11,19,009.00)				(11,19,009.00)
<b>Total of NRB Grant</b>	<b>45,321.25</b>	<b>-</b>	<b>-</b>	<b>-</b>	<b>45,321.25</b>
<b>Other Earmarked Funds ( CSR )</b>					
Funds Received from CSR ( For Fixed Assets )			2,07,38,137.00		2,07,38,137.00
Depreciation on CSR Assets W/back				43,05,630.00	(43,05,630.00)
<b>Grand Total</b>	<b>8,43,78,044.38</b>	<b>64,73,683.39</b>	<b>3,61,81,478.00</b>	<b>2,15,64,396.89</b>	<b>10,54,68,808.88</b>



Dr Avinash Patil  
PRINCIPAL

O R Chittlange  
CHAIRMAN

Subodh Dave  
VICE CHAIRMAN

Yogesh R Shah  
SECRETARY

Shilpa V Shah  
TREASURER

**B K BIRLA COLLEGE OF ARTS, SCIENCE & COMMERCE, KALYAN**  
(CONDUCTED BY : KALYAN CITIZENS' EDUCATION SOCIETY)  
(DEGREE COLLEGE UNIT)  
Schedule "B" of Fixed Assets as on 31ST MARCH, 2024

Sr.no	Particulars	A - Birla College Block (Owned Assets)			Total A	B - Grantable Fixed Assets						Total B	Grand Total (A+B)	
		Unit - I	Unit - II	DMLT		UGC Block	BRNS Project	Fixed Assets - Against D F	Fixed Assets - Against S W F	Fixed Assets - Against RUSA	Fixed Assets - Against S A F			Fixed Assets - Against CSR /ESG
<b>1</b>	<b>Immovable Properties</b>													
i)	Opening Balance	75,460.00	-	-	75,460.00	2,62,770.00	-	-	-	-	-	-	2,62,770.00	3,38,230.00
ii)	Add :- Addition During the year	-	-	-	-	-	-	-	-	-	-	-	-	-
iii)	Less :- Sales During the year	-	-	-	-	-	-	-	-	-	-	-	-	-
iv)	Less :- Depreciation Till Date	54,779.25	-	-	54,779.25	1,20,780.00	-	-	-	-	-	-	1,20,780.00	1,75,559.25
	<b>Net Block as on 31.03.2024</b>	<b>20,680.75</b>	<b>-</b>	<b>-</b>	<b>20,680.75</b>	<b>1,41,990.00</b>	<b>-</b>	<b>-</b>	<b>-</b>	<b>-</b>	<b>-</b>	<b>-</b>	<b>1,41,990.00</b>	<b>1,62,670.75</b>
<b>2</b>	<b>Movable Properties</b>													
i)	Opening Balance	6,14,32,453.64	3,74,68,932.97	4,66,463.99	9,93,67,850.60	6,92,92,976.39	11,77,904.73	42,67,679.00	40,42,677.00	4,32,03,862.00	-	-	12,19,85,099.12	22,13,52,949.72
ii)	Add :- Addition During the year	85,58,074.00	1,74,14,023.00	-	2,59,72,097.00	-	-	-	-	17,076.00	21,54,232.00	2,07,38,137.00	2,29,09,445.00	4,88,81,542.00
iii)	Less :- Sales/ Deduction/ Transfer During the year	-	-	-	-	-	-	-	-	-	-	-	-	-
iv)	Less :- Depreciation Till Date	5,47,04,619.43	3,66,41,750.98	4,43,139.85	9,17,89,510.26	6,35,99,917.76	11,19,009.00	40,54,295.00	30,24,404.00	2,57,02,144.00	4,30,846.00	43,05,630.00	10,22,36,245.76	19,40,25,756.02
	<b>Net Block as on 31.03.2024</b>	<b>1,52,85,908.21</b>	<b>1,82,41,204.99</b>	<b>23,324.14</b>	<b>3,35,50,437.34</b>	<b>56,93,058.63</b>	<b>58,895.73</b>	<b>2,13,384.00</b>	<b>10,18,273.00</b>	<b>1,75,18,794.00</b>	<b>17,23,386.00</b>	<b>1,64,32,507.00</b>	<b>4,26,58,298.36</b>	<b>7,62,08,735.70</b>
<b>3</b>	<b>Total Fixed Assets</b>													
i)	Gross Block	6,15,07,913.64	3,74,68,932.97	4,66,463.99	9,94,43,310.60	6,95,55,746.39	11,77,904.73	42,67,679.00	40,42,677.00	4,32,03,862.00	-	-	12,22,47,869.12	22,16,91,179.72
ii)	Add :- Addition During the year	85,58,074.00	1,74,14,023.00	-	2,59,72,097.00	-	-	-	-	17,076.00	21,54,232.00	2,07,38,137.00	2,29,09,445.00	4,88,81,542.00
iii)	Less :- Sales/ Deduction/ Transfer During the year	-	-	-	-	-	-	-	-	-	-	-	-	-
iv)	Less :- Depreciation Till Date	5,47,59,398.68	3,66,41,750.98	4,43,139.85	9,18,44,289.51	6,37,20,697.76	11,19,009.00	40,54,295.00	30,24,404.00	2,57,02,144.00	4,30,846.00	43,05,630.00	10,23,57,025.76	19,42,01,315.27
	<b>Net Block as on 31.03.2024</b>	<b>1,53,06,588.96</b>	<b>1,82,41,204.99</b>	<b>23,324.14</b>	<b>3,35,71,118.09</b>	<b>58,35,048.63</b>	<b>58,895.73</b>	<b>2,13,384.00</b>	<b>10,18,273.00</b>	<b>1,75,18,794.00</b>	<b>17,23,386.00</b>	<b>1,64,32,507.00</b>	<b>4,28,00,288.36</b>	<b>7,63,71,406.45</b>



Dr Avinash Patil  
PRINCIPAL

O R Chitlange  
Chairman

Subodh Dave  
Vice- Chairman

Yogesh R Shah  
Secretary

Shilpa V Shah  
Treasurer

*(Signature)*

*(Signature)*

*(Signature)*

*(Signature)*

*(Signature)*



**B K BIRLA COLLEGE OF ARTS, SCIENCE & COMMERCE, KALYAN**

(CONDUCTED BY : KALYAN CITIZENS' EDUCATION SOCIETY)

(DEGREE COLLEGE UNIT)

Schedule "B" of Fixed Assets as on 31ST MARCH, 2024

Sr.no	Particulars	A - Birla College Block (Owned Assets)			Total A	B - Grantable Fixed Assets							Total B	Grand Total (A+B)
		Unit - I	Unit - II	DMLT		UGC Block	BRNS Project	Fixed Assets - Against D F	Fixed Assets - Against S W F	Fixed Assets - Against RUSA	Fixed Assets - Against S A F	Fixed Assets - Against CSR /ESG		
<b>1</b>	<b>Immovable Properties</b>													
i)	Opening Balance	75,460.00	-	-	75,460.00	2,62,770.00	-	-	-	-	-	-	2,62,770.00	3,38,230.00
ii)	Add :- Addition During the year	-	-	-	-	-	-	-	-	-	-	-	-	-
iii)	Less :- Sales During the year	-	-	-	-	-	-	-	-	-	-	-	-	-
iv)	Less :- Depreciation Till Date	54,779.25	-	-	54,779.25	1,20,780.00	-	-	-	-	-	-	1,20,780.00	1,75,559.25
	<b>Net Block as on 31.03.2024</b>	<b>20,680.75</b>	<b>-</b>	<b>-</b>	<b>20,680.75</b>	<b>1,41,990.00</b>	<b>-</b>	<b>-</b>	<b>-</b>	<b>-</b>	<b>-</b>	<b>-</b>	<b>1,41,990.00</b>	<b>1,62,670.75</b>
<b>2</b>	<b>Movable Properties</b>													
i)	Opening Balance	6,14,32,453.64	3,74,68,932.97	4,66,463.99	9,93,67,850.60	6,92,92,976.39	11,77,904.73	42,67,679.00	40,42,677.00	4,32,03,862.00	-	-	12,19,85,099.12	22,13,52,949.72
ii)	Add :- Addition During the year	85,58,074.00	1,74,14,023.00	-	2,59,72,097.00	-	-	-	-	17,076.00	21,54,232.00	2,07,38,137.00	2,29,09,445.00	4,88,81,542.00
iii)	Less :- Sales/ Deduction/ Transfer During the year	-	-	-	-	-	-	-	-	-	-	-	-	-
iv)	Less :- Depreciation Till Date	5,47,04,619.43	3,66,41,750.98	4,43,139.85	9,17,89,510.26	6,35,99,917.76	11,19,009.00	40,54,295.00	30,24,404.00	2,57,02,144.00	4,30,846.00	43,05,630.00	10,22,36,245.76	19,40,25,756.02
	<b>Net Block as on 31.03.2024</b>	<b>1,52,85,908.21</b>	<b>1,82,41,204.99</b>	<b>23,324.14</b>	<b>3,35,50,437.34</b>	<b>56,93,058.63</b>	<b>58,895.73</b>	<b>2,13,384.00</b>	<b>10,18,273.00</b>	<b>1,75,18,794.00</b>	<b>17,23,386.00</b>	<b>1,64,32,507.00</b>	<b>4,26,58,298.36</b>	<b>7,62,08,735.70</b>
<b>3</b>	<b>Total Fixed Assets</b>													
i)	Gross Block	6,15,07,913.64	3,74,68,932.97	4,66,463.99	9,94,43,310.60	6,95,55,746.39	11,77,904.73	42,67,679.00	40,42,677.00	4,32,03,862.00	-	-	12,22,47,869.12	22,16,91,179.72
ii)	Add :- Addition During the year	85,58,074.00	1,74,14,023.00	-	2,59,72,097.00	-	-	-	-	17,076.00	21,54,232.00	2,07,38,137.00	2,29,09,445.00	4,88,81,542.00
iii)	Less :- Sales/ Deduction/ Transfer During the year	-	-	-	-	-	-	-	-	-	-	-	-	-
iv)	Less :- Depreciation Till Date	5,47,59,398.68	3,66,41,750.98	4,43,139.85	9,18,44,289.51	6,37,20,697.76	11,19,009.00	40,54,295.00	30,24,404.00	2,57,02,144.00	4,30,846.00	43,05,630.00	10,23,57,025.76	19,42,01,315.27
	<b>Net Block as on 31.03.2024</b>	<b>1,53,06,588.96</b>	<b>1,82,41,204.99</b>	<b>23,324.14</b>	<b>3,35,71,118.09</b>	<b>58,35,048.63</b>	<b>58,895.73</b>	<b>2,13,384.00</b>	<b>10,18,273.00</b>	<b>1,75,18,794.00</b>	<b>17,23,386.00</b>	<b>1,64,32,507.00</b>	<b>4,28,00,288.36</b>	<b>7,63,71,408.45</b>



Dr Avinash Patil  
PRINCIPAL

*[Signature]*

O R Chitlange  
Chairman

*[Signature]*

Subodh Dave  
Vice- Chairman

*[Signature]*

Yogesh R Shah  
Secretary

*[Signature]*

Shilpa V Shah  
Treasurer

*[Signature]*

**B.K.BIRLA COLLEGE OF ARTS, SCIENCE & COMMERCE, KALYAN**

(CONDUCTED BY : KALYAN CITIZENS' EDUCATION SOCIETY)

(DEGREE COLLEGE UNIT)

**Schedule "C" of Fixed Assets as on 31ST MARCH, 2024 ( Owned Assets )**

DEGREE COLLEGE UNIT - I ( Owned Assets )															
Sr. No.	Description of Fixed Assets	Rate of Depreciation	GROSS BLOCK						DEPRECIATION					NET BLOCK	
			As on 01.04.2023	(Deduction)/ Addition	Total	Above Rs. 5,000/-	Below Rs. 5,000/-	Total Addition	As on 31.03.2024	As on 01.04.2024	(Deduction)/ Addition	Total	For the Year	As on 31.03.2024	As on 31.03.2024
1	Laboratory Fixture	25%	52,146.53	-	52,146.53			-	52,146.53	49,539.20	-	49,539.20	-	49,539.20	2,607.33
2	Laboratory Equipment	40%	72,28,314.38	-	72,28,314.38	24,84,900.00		24,84,900.00	97,13,214.38	67,10,738.19	-	67,10,738.19	12,00,990.00	79,11,728.19	18,01,486.19
3	Vehicle (Bicycle)	25%	11,720.00	-	11,720.00			-	11,720.00	11,133.75	-	11,133.75	-	11,133.75	586.25
4	Library Books (At Book Value)	50%	1,11,73,176.93	-	1,11,73,176.93		5,99,822.00	5,99,822.00	1,17,72,998.93	1,06,14,518.22	-	1,06,14,518.22	5,69,831.00	1,11,84,349.22	5,88,649.71
5	Laboratory Furniture	25%	1,87,843.65	-	1,87,843.65			-	1,87,843.65	1,78,450.66	-	1,78,450.66	-	1,78,450.66	9,392.99
6	Inventor	20%	17,04,676.00	-	17,04,676.00	1,17,840.00		1,17,840.00	18,22,516.00	11,32,779.60	-	11,32,779.60	1,37,947.00	12,70,726.60	5,51,789.40
7	Furniture & Office Equipment	25%	1,53,40,282.66	-	1,53,40,283	9,41,469.00		9,41,469.00	1,62,81,751.66	1,41,17,961.51	-	1,41,17,961.51	5,40,948.00	1,46,58,909.51	16,22,842.15
8	Air Conditioner	20%	6,80,794.00	-	6,80,794.00	82,480.00		82,480.00	7,63,274.00	2,09,887.00	-	2,09,887.00	1,10,677.00	3,20,564.00	4,42,710.00
9	Water Cooler	20%	3,45,163.80	-	3,45,163.80	53,000.00		53,000.00	3,98,163.80	2,62,200.16	-	2,62,200.16	27,193.00	2,89,393.16	1,08,770.64
10	Musical Instrument	50%	2,74,547.89	-	2,74,547.89			-	2,74,547.89	2,60,820.45	-	2,60,820.45	-	2,60,820.45	13,727.44
11	Computer	20%	1,05,26,909.75	-	1,05,26,909.75	15,36,313.00		15,36,313.00	1,20,63,222.75	69,49,906.28	-	69,49,906.28	10,22,663.00	79,72,569.28	40,90,653.47
12	Telephone	20%	5,51,824.05	-	5,51,824.05	37,760.00		37,760.00	5,89,584.05	4,95,268.41	-	4,95,268.41	18,863.00	5,14,131.41	75,452.64
13	Boring Tube Well	5%	75,460.00	-	75,460.00			-	75,460.00	53,691.25	-	53,691.25	1,088.00	54,779.25	20,680.75
14	Sport Equipment	50%	6,21,513.00	-	6,21,513.00			-	6,21,513.00	5,90,437.00	-	5,90,437.00	-	5,90,437.00	31,076.00
15	Generator	20%	7,68,064.00	-	7,68,064.00			-	7,68,064.00	7,29,660.00	-	7,29,660.00	-	7,29,660.00	38,404.00
16	Canteen Equipment	25%	5,99,872.00	-	5,99,872.00			-	5,99,872.00	5,05,797.00	-	5,05,797.00	23,519.00	5,29,316.00	70,556.00
17	Canteen Fixture	25%	67,130.00	-	67,130.00			-	67,130.00	63,773.00	-	63,773.00	-	63,773.00	3,357.00
18	Public Address System	20%	2,31,265.00	-	2,31,265.00			-	2,31,265.00	1,93,831.00	-	1,93,831.00	7,487.00	2,01,318.00	29,947.00
19	Biometric	20%	3,51,322.00	-	3,51,322.00			-	3,51,322.00	3,00,056.00	-	3,00,056.00	10,253.00	3,10,309.00	41,013.00
20	Laboratory Setup	25%	2,89,439.00	-	2,89,439.00			-	2,89,439.00	2,74,967.00	-	2,74,967.00	-	2,74,967.00	14,472.00
21	Fire Fighting	20%	7,38,567.00	-	7,38,567.00			-	7,38,567.00	3,46,741.00	-	3,46,741.00	78,365.00	4,25,106.00	3,13,461.00
22	CCTV	20%	48,84,612.00	-	48,84,612.00			-	48,84,612.00	21,13,979.00	-	21,13,979.00	5,54,127.00	26,68,106.00	22,16,506.00
23	Duplicating Copier Machine	20%	4,25,200.00	-	4,25,200.00			-	4,25,200.00	3,36,170.00	-	3,36,170.00	17,806.00	3,53,976.00	71,224.00
24	RFID Handheld Reader	20%	5,85,641.00	-	5,85,641.00	20,96,790.00		20,96,790.00	26,82,431.00	4,77,313.00	-	4,77,313.00	4,41,024.00	9,18,337.00	17,64,094.00
25	Napkin Vending Machine	25%	59,208.00	-	59,208.00			-	59,208.00	32,474.00	-	32,474.00	6,684.00	39,158.00	20,050.00
26	Garden Equipment	25%	1,16,522.00	-	1,16,522.00			-	1,16,522.00	61,181.00	-	61,181.00	13,835.00	75,016.00	41,506.00
27	3D Lab Setup	20%	5,10,500.00	-	5,10,500.00			-	5,10,500.00	3,76,675.00	-	3,76,675.00	26,765.00	4,03,440.00	1,07,060.00
28	E-Learning Lab Setup	20%	9,03,360.00	-	9,03,360.00			-	9,03,360.00	6,07,347.00	-	6,07,347.00	59,203.00	6,66,550.00	2,36,810.00
29	Fire Protection Cabinet	20%	1,65,247.00	-	1,65,247.00			-	1,65,247.00	1,11,099.00	-	1,11,099.00	10,830.00	1,21,929.00	43,318.00
30	Medical Equipment	40%	15,626.00	-	15,626.00			-	15,626.00	14,844.00	-	14,844.00	-	14,844.00	782.00
31	Medical Furniture	25%	16,048.00	-	16,048.00			-	16,048.00	13,181.00	-	13,181.00	717.00	13,898.00	2,150.00
32	Portable Cabin	25%	9,04,688.00	-	9,04,688.00			-	9,04,688.00	6,90,001.00	-	6,90,001.00	53,672.00	7,43,673.00	1,61,015.00
33	Turnstile	25%	3,27,977.00	-	3,27,977.00			-	3,27,977.00	2,50,147.00	-	2,50,147.00	19,458.00	2,69,605.00	58,372.00
34	Refrigerator	20%	4,66,453.00	-	4,66,453.00			-	4,66,453.00	3,09,735.00	-	3,09,735.00	31,344.00	3,41,079.00	1,25,374.00
35	Room Monitoring System	20%	3,06,800.00	-	3,06,800.00	6,07,700.00		6,07,700.00	9,14,500.00	1,81,134.00	-	1,81,134.00	1,46,673.00	3,27,807.00	5,86,693.00
<b>Total</b>			<b>6,15,07,913.64</b>	<b>-</b>	<b>6,15,07,913.64</b>	<b>79,58,252.00</b>	<b>5,99,822.00</b>	<b>85,58,074.00</b>	<b>7,00,65,987.64</b>	<b>4,96,27,436.68</b>	<b>-</b>	<b>4,96,27,436.68</b>	<b>51,31,962.00</b>	<b>5,47,59,398.68</b>	<b>1,53,06,588.96</b>



**B.K.BIRLA COLLEGE OF ARTS, SCIENCE & COMMERCE, KALYAN**  
 (CONDUCTED BY : KALYAN CITIZENS' EDUCATION SOCIETY)  
 (DEGREE COLLEGE UNIT)

**Schedule "C" of Fixed Assets as on 31ST MARCH, 2024 ( Owned Assets )**

DEGREE COLLEGE UNIT - II ( Owned Assets )															
Sr. No.	Description of Fixed Assets	Rate of Depreciation	GROSS BLOCK						DEPRECIATION					NET BLOCK	
			As on 01.04.2023	(Deduction)/ Addition	Total	Above Rs. 5,000/-	Below Rs. 5,000/-	Total Addition	As on 31.03.2024	As on 01.04.2024	(Deduction)/ Addition	Total	For the Year	As on 31.03.2024	As on 31.03.2024
1	Furniture & Office Equipment	25%	90,94,226.25	-	90,94,226.25	11,76,217.00		11,76,217.00	1,02,70,443.25	80,02,594.06	-	80,02,594.06	5,66,962.00	85,69,556.06	17,00,887.19
2	Air Conditioner	20%	2,47,072.00		2,47,072.00			-	2,47,072.00	1,20,571.00		1,20,571.00	25,300.00	1,45,871.00	1,01,201.00
3	Library Books	50%	44,85,423.84	-	44,85,423.84	-	2,80,389.00	2,80,389.00	47,65,812.84	42,61,151.92	-	42,61,151.92	2,66,370.00	45,27,521.92	2,38,290.92
4	Computer	20%	1,15,32,044.38	-	1,15,32,044.38	75,46,717.00		75,46,717.00	1,90,78,761.38	83,77,203.00	-	83,77,203.00	21,40,312.00	1,05,17,515.00	85,61,246.38
5	Laboratory Equipment	40%	64,68,399.50	-	64,68,399.50	8,06,045.00		8,06,045.00	72,74,444.50	60,61,176.00	-	60,61,176.00	4,85,307.00	65,46,483.00	7,27,961.50
6	Generator	20%	7,43,511.00	-	7,43,511.00			-	7,43,511.00	7,06,335.00	-	7,06,335.00	-	7,06,335.00	37,176.00
7	Water Cooler	20%	1,00,787.00	-	1,00,787.00			-	1,00,787.00	75,772.00	-	75,772.00	5,003.00	80,775.00	20,012.00
8	Solar Water Heating System	20%	31,720.00	-	31,720.00			-	31,720.00	30,134.00	-	30,134.00	-	30,134.00	1,586.00
9	Laboratory Set UP	25%	8,66,730.00	-	8,66,730.00	58,60,243.00		58,60,243.00	67,26,973.00	8,23,393.00	-	8,23,393.00	14,75,895.00	22,99,288.00	44,27,685.00
10	Lift	20%	11,50,000.00	-	11,50,000.00			-	11,50,000.00	10,70,973.00	-	10,70,973.00	15,805.00	10,86,778.00	63,222.00
11	CCTV	20%	2,32,811.00	-	2,32,811.00			-	2,32,811.00	1,78,085.00	-	1,78,085.00	10,945.00	1,89,030.00	43,781.00
12	Invertor	20%	16,56,139.00	-	16,56,139.00			-	16,56,139.00	8,73,000.00	-	8,73,000.00	1,56,628.00	10,29,628.00	6,26,511.00
13	RFID Handheld Reader	20%	1,23,192.00	-	1,23,192.00			-	1,23,192.00	82,825.00	-	82,825.00	8,073.00	90,898.00	32,294.00
14	Refrigerator	20%	2,44,406.00	-	2,44,406.00			-	2,44,406.00	1,66,776.00	-	1,66,776.00	15,526.00	1,82,302.00	62,104.00
15	M Power Extension Cell	20%	-	-	-	17,44,412.00		17,44,412.00	17,44,412.00	-	-	-	3,48,882.00	3,48,882.00	13,95,530.00
16	Electrical Installation M Power	20%	4,92,471.00	-	4,92,471.00			-	4,92,471.00	2,40,325.00	-	2,40,325.00	50,429.00	2,90,754.00	2,01,717.00
	<b>Total</b>		<b>3,74,68,932.97</b>	<b>-</b>	<b>3,74,68,932.97</b>	<b>1,71,33,634.00</b>	<b>2,80,389.00</b>	<b>1,74,14,023.00</b>	<b>5,48,82,955.97</b>	<b>3,10,70,313.98</b>	<b>-</b>	<b>3,10,70,313.98</b>	<b>55,71,437.00</b>	<b>3,66,41,750.98</b>	<b>1,82,41,204.99</b>





**B.K.BIRLA COLLEGE OF ARTS, SCIENCE & COMMERCE, KALYAN**  
(CONDUCTED BY : KALYAN CITIZENS' EDUCATION SOCIETY)  
(DEGREE COLLEGE UNIT)


**Schedule "C" of Fixed Assets as on 31ST MARCH, 2024 ( Owned Assets )**


ASSETS PURCHASED - DMLT															
Sr. No.	Description of Fixed Assets	Rate of Depreciation	GROSS BLOCK						DEPRECIATION					NET BLOCK	
			As on 01.04.2023	(Deduction)/ Addition	Total	Above Rs. 5,000/-	Below Rs. 5,000/-	Total Addition	As on 31.03.2024	As on 01.04.2024	(Deduction)/ Addition	Total	For the Year	As on 31.03.2024	As on 31.03.2024
1	Computer	20%	57,595.00	-	57,595.00	-	-	-	57,595.00	54,715.00	-	54,715.00	-	54,715.00	2,880.00
2	Furniture & Office Equipment	25%	21,406.00	-	21,406.00	-	-	-	21,406.00	20,336.00	-	20,336.00	-	20,336.00	1,070.00
3	Invertor	20%	42,600.00	-	42,600.00	-	-	-	42,600.00	40,469.60	-	40,469.60	-	40,469.60	2,130.40
4	Laboratory Equipment	40%	1,22,690.00	-	1,22,690.00	-	-	-	1,22,690.00	1,16,555.50	-	1,16,555.50	-	1,16,555.50	6,134.50
5	Laboratory Furniture	25%	52,225.00	-	52,225.00	-	-	-	52,225.00	49,613.25	-	49,613.25	-	49,613.25	2,611.75
6	Library Books (At Book Value)	40%	1,69,947.99	-	1,69,947.99	-	-	-	1,69,947.99	1,61,450.50	-	1,61,450.50	-	1,61,450.50	8,497.49
<b>Total</b>			<b>4,66,463.99</b>	<b>-</b>	<b>4,66,463.99</b>	<b>-</b>	<b>-</b>	<b>-</b>	<b>4,66,463.99</b>	<b>4,43,139.85</b>	<b>-</b>	<b>4,43,139.85</b>	<b>-</b>	<b>4,43,139.85</b>	<b>23,324.14</b>




Dr Avinash Patil   
PRINCIPAL

O R Chitlange   
CHAIRMAN

Subodh Dave   
VICE CHAIRMAN

Yogesh R Shah   
SECRETARY

Shilpa V Shah   
TREASURER

**B K BIRLA COLLEGE OF ARTS, SCIENCE & COMMERCE, KALYAN**  
 (CONDUCTED BY : KALYAN CITIZENS' EDUCATION SOCIETY)  
 (DEGREE COLLEGE UNIT)  
 Schedule "C" of Fixed Assets as on 31ST MARCH, 2024 (Fixed assets against Grant)

ASSETS PURCHASED AGAINST U.G.C. GRANT															
Sr. No.	Description of Fixed Assets	Rate of Depreciation	GROSS BLOCK						DEPRECIATION				NET BLOCK		
			As on 01.04.2023	(Deduction)/ Addition	Total	Above Rs. 5,000/-	Below Rs. 5,000/-	Total Addition	As on 31.03.2024	As on 01.04.2023	(Deduction)/ Addition	Total	For the Year	As on 31.03.2024	As on 31.03.2024
1	Laboratory Equipment	40%	3,39,81,254.54	-	3,39,81,254.54	-	-	-	3,39,81,254.54	3,17,48,700.59	-	3,17,48,700.59	3,62,804.00	3,21,11,504.59	18,69,749.96
2	Library Books (At Book Value)	50%	37,50,380.85	-	37,50,380.85	-	-	-	37,50,380.85	35,62,860.99	-	35,62,860.99	-	35,62,860.99	1,87,519.86
3	Inventor	20%	14,06,052.00	-	14,06,052.00	-	-	-	14,06,052.00	11,40,552.00	-	11,40,552.00	50,705.00	11,91,257.00	2,14,795.00
4	Furniture & Office Equipment	25%	64,16,788.00	-	64,16,788.00	-	-	-	64,16,788.00	58,85,131.09	-	58,85,131.09	72,939.00	59,58,070.09	4,58,717.91
5	Computer	20%	1,57,99,337.00	-	1,57,99,337.00	-	-	-	1,57,99,337.00	1,30,61,023.09	-	1,30,61,023.09	4,89,150.00	1,35,50,173.09	22,49,163.91
6	Fire Fighting	20%	1,23,054.00	-	1,23,054.00	-	-	-	1,23,054.00	1,16,289.00	-	1,16,289.00	612.00	1,16,901.00	6,153.00
7	Generator	20%	10,13,591.00	-	10,13,591.00	-	-	-	10,13,591.00	9,50,944.00	-	9,50,944.00	11,967.00	9,62,911.00	50,680.00
8	Public Address System	20%	60,210.00	-	60,210.00	-	-	-	60,210.00	56,900.00	-	56,900.00	299.00	57,199.00	3,011.00
9	Laboratory Setup	25%	45,82,160.00	-	45,82,160.00	-	-	-	45,82,160.00	42,49,864.00	-	42,49,864.00	49,888.00	42,99,752.00	2,82,408.00
10	Solar Led Street Light System	20%	2,62,500.00	-	2,62,500.00	-	-	-	2,62,500.00	2,44,461.00	-	2,44,461.00	3,608.00	2,48,069.00	14,431.00
11	Sports Equipment	50%	4,15,600.00	-	4,15,600.00	-	-	-	4,15,600.00	3,94,820.00	-	3,94,820.00	-	3,94,820.00	20,780.00
12	Building Equipment	5%	21,323.00	-	21,323.00	-	-	-	21,323.00	9,800.00	-	9,800.00	576.00	10,376.00	10,947.00
13	Shed House	5%	2,62,770.00	-	2,62,770.00	-	-	-	2,62,770.00	1,13,307.00	-	1,13,307.00	7,473.00	1,20,780.00	1,41,990.00
14	CCTV	20%	6,62,962.00	-	6,62,962.00	-	-	-	6,62,962.00	6,12,782.00	-	6,12,782.00	10,036.00	6,22,818.00	40,144.00
15	Duplicating Copier Machine	20%	1,32,300.00	-	1,32,300.00	-	-	-	1,32,300.00	1,10,103.00	-	1,10,103.00	4,439.00	1,14,542.00	17,758.00
16	Video Conferencing Device	20%	4,03,500.00	-	4,03,500.00	-	-	-	4,03,500.00	2,97,725.00	-	2,97,725.00	21,156.00	3,18,880.00	84,620.00
17	Biogas System	5%	2,43,320.00	-	2,43,320.00	-	-	-	2,43,320.00	55,044.00	-	55,044.00	9,414.00	64,458.00	1,78,862.00
18	Paper Shredder	25%	18,644.00	-	18,644.00	-	-	-	18,644.00	14,220.00	-	14,220.00	1,108.00	15,328.00	3,318.00
Total			6,95,55,746.39	-	6,95,55,746.39	-	-	-	6,95,55,746.39	6,26,24,526.76	-	6,26,24,526.76	10,96,171.00	6,37,20,697.76	58,35,048.63

ASSETS PURCHASED AGAINST BRNS PROJECT															
Sr. No.	Description of Fixed Assets	Rate of Depreciation	GROSS BLOCK						DEPRECIATION				NET BLOCK		
			As on 01.04.2023	(Deduction)/ Addition	Total	Above Rs. 5,000/-	Below Rs. 5,000/-	Total Addition	As on 31.03.2024	As on 01.04.2023	(Deduction)/ Addition	Total	For the Year	As on 31.03.2024	As on 31.03.2024
1	Laboratory Furniture	25%	48,000.00	-	48,000.00	-	-	-	48,000.00	45,600.00	-	45,600.00	-	45,600.00	2,400.00
2	Laboratory Equipment	40%	9,21,194.75	-	9,21,194.75	-	-	-	9,21,194.75	8,75,135.00	-	8,75,135.00	-	8,75,135.00	46,059.75
3	Inventor	20%	28,500.00	-	28,500.00	-	-	-	28,500.00	27,075.00	-	27,075.00	-	27,075.00	1,425.00
4	Computer	40%	1,29,759.98	-	1,29,759.98	-	-	-	1,29,759.98	1,23,272.00	-	1,23,272.00	-	1,23,272.00	6,487.98
5	Furniture & Office Equipment	25%	50,450.00	-	50,450.00	-	-	-	50,450.00	47,927.00	-	47,927.00	-	47,927.00	2,523.00
Total			11,77,904.73	-	11,77,904.73	-	-	-	11,77,904.73	11,19,009.00	-	11,19,009.00	-	11,19,009.00	58,895.73

ASSETS PURCHASED AGAINST DEVELOPMENT FUND															
Sr. No.	Description of Fixed Assets	Rate of Depreciation	GROSS BLOCK						DEPRECIATION				NET BLOCK		
			As on 01.04.2023	(Deduction)/ Addition	Total	Above Rs. 5,000/-	Below Rs. 5,000/-	Total Addition	As on 31.03.2024	As on 01.04.2023	(Deduction)/ Addition	Total	For the Year	As on 31.03.2024	As on 31.03.2024
1	Chemistry Lab Setup	25%	33,06,759.00	-	33,06,759.00	-	-	-	33,06,759.00	31,20,544.00	-	31,20,544.00	20,877.00	31,41,421.00	1,65,338.00
2	Furniture & Ofc Equip - Arts Faculty	25%	9,60,920.00	-	9,60,920.00	-	-	-	9,60,920.00	9,12,874.00	-	9,12,874.00	-	9,12,874.00	48,046.00
Total			42,67,679.00	-	42,67,679.00	-	-	-	42,67,679.00	40,33,418.00	-	40,33,418.00	20,877.00	40,54,295.00	2,13,384.00



**B K BIRLA COLLEGE OF ARTS, SCIENCE & COMMERCE, KALYAN**  
(CONDUCTED BY : KALYAN CITIZENS' EDUCATION SOCIETY)  
(DEGREE COLLEGE UNIT)

Schedule "C" of Fixed Assets as on 31ST MARCH, 2024 (Fixed assets against Grant)

ASSETS PURCHASED AGAINST STUDENT WELFARE FUND															
Sr. No.	Description of Fixed Assets	Rate of Depreciation	GROSS BLOCK						DEPRECIATION					NET BLOCK	
			As on 01.04.2023	(Deduction)/ Addition	Total	Above Rs. 5,000/-	Below Rs. 5,000/-	Total Addition	As on 31.03.2024	As on 01.04.2023	(Deduction)/ Addition	Total	For the Year	As on 31.03.2024	As on 31.03.2024
1	Library Books (At Book Value)	50%	2,45,002.00	-	2,45,002.00	-	-	-	2,45,002.00	2,32,752.00	-	2,32,752.00	-	2,32,752.00	12,250.00
2	Furniture & Office Equipment	25%	12,97,079.00	-	12,97,079.00	-	-	-	12,97,079.00	11,94,424.00	-	11,94,424.00	25,664.00	12,20,088.00	76,591.00
3	Furniture - Library Racks	25%	21,54,421.00	-	21,54,421.00	-	-	-	21,54,421.00	9,38,790.00	-	9,38,790.00	3,03,906.00	12,42,698.00	9,11,723.00
4	Sport Equipment	50%	3,46,175.00	-	3,46,175.00	-	-	-	3,46,175.00	3,28,866.00	-	3,28,866.00	-	3,28,866.00	17,309.00
<b>Total</b>			<b>40,42,677.00</b>	<b>-</b>	<b>40,42,677.00</b>	<b>-</b>	<b>-</b>	<b>-</b>	<b>40,42,677.00</b>	<b>26,94,832.00</b>	<b>-</b>	<b>26,94,832.00</b>	<b>3,29,572.00</b>	<b>30,24,404.00</b>	<b>10,18,273.00</b>

ASSETS PURCHASED AGAINST RUSA GRANT															
Sr. No.	Description of Fixed Assets	Rate of Depreciation	GROSS BLOCK						DEPRECIATION					NET BLOCK	
			As on 01.04.2023	(Deduction)/ Addition	Total	Above Rs. 5,000/-	Below Rs. 5,000/-	Total Addition	As on 31.03.2024	As on 01.04.2023	(Deduction)/ Addition	Total	For the Year	As on 31.03.2024	As on 31.03.2024
1	Furniture & Office Equipment	25%	4,33,673.00	-	4,33,673.00	-	-	-	4,33,673.00	3,87,876.00	-	3,87,876.00	11,449.00	3,99,325.00	34,348.00
2	Students Parking Area	5%	10,09,068.00	-	10,09,068.00	-	-	-	10,09,068.00	2,28,271.00	-	2,28,271.00	39,040.00	2,67,311.00	7,41,757.00
3	Tumble Tripod	20%	30,64,618.00	-	30,64,618.00	-	-	-	30,64,618.00	19,78,849.00	-	19,78,849.00	2,17,154.00	21,96,003.00	8,68,615.00
4	Water Irrigation System	20%	6,49,507.00	-	6,49,507.00	-	-	-	6,49,507.00	4,36,677.00	-	4,36,677.00	42,566.00	4,79,243.00	1,70,264.00
5	Computer & Networking / VLAN	20%	48,51,304.00	-	48,51,304.00	-	-	-	48,51,304.00	28,64,210.00	-	28,64,210.00	3,97,419.00	32,61,629.00	15,69,675.00
6	Fire Wall	20%	30,30,820.00	-	30,30,820.00	-	-	-	30,30,820.00	13,21,914.00	-	13,21,914.00	3,41,781.00	16,63,695.00	13,67,125.00
7	Smart Class Room	20%	1,13,66,193.00	-	1,13,66,193.00	-	-	-	1,13,66,193.00	49,17,103.00	-	49,17,103.00	12,89,818.00	62,06,921.00	51,59,272.00
8	CCTV	20%	52,16,510.00	-	52,16,510.00	-	-	-	52,16,510.00	19,34,352.00	-	19,34,352.00	6,56,432.00	25,90,784.00	26,25,726.00
9	Laboratory Equipment	40%	63,61,013.00	-	63,61,013.00	-	-	-	63,61,013.00	50,86,229.00	-	50,86,229.00	5,09,914.00	55,96,143.00	7,64,870.00
10	Refrigerator	20%	32,000.00	-	32,000.00	-	-	-	32,000.00	18,893.00	-	18,893.00	2,621.00	21,514.00	10,486.00
11	Inverter	20%	3,21,471.00	-	3,21,471.00	-	-	-	3,21,471.00	1,56,877.00	-	1,56,877.00	32,919.00	1,89,796.00	1,31,675.00
12	Solar System	20%	30,95,252.00	-	30,95,252.00	-	-	-	30,95,252.00	6,19,050.00	-	6,19,050.00	4,95,240.00	11,14,290.00	19,80,962.00
13	Sports Equipment	50%	9,51,139.00	-	9,51,139.00	17,076	-	17,076.00	9,68,215.00	4,75,570.00	-	4,75,570.00	2,46,323.00	7,21,893.00	2,46,322.00
14	Laboratory Furniture	25%	21,13,294.00	-	21,13,294.00	-	-	-	21,13,294.00	5,28,324.00	-	5,28,324.00	3,96,243.00	9,24,567.00	11,86,727.00
15	Rain Water Harvesting	5%	7,08,000.00	-	7,08,000.00	-	-	-	7,08,000.00	35,400.00	-	35,400.00	33,630.00	69,030.00	6,38,970.00
<b>Total</b>			<b>4,32,03,862.00</b>	<b>-</b>	<b>4,32,03,862.00</b>	<b>17,076.00</b>	<b>-</b>	<b>17,076.00</b>	<b>4,32,20,938.00</b>	<b>2,09,89,595.00</b>	<b>-</b>	<b>2,09,89,595.00</b>	<b>47,12,549.00</b>	<b>2,57,02,144.00</b>	<b>1,75,18,794.00</b>

ASSETS PURCHASED AGAINST STUDENT AID FUND															
Sr. No.	Description of Fixed Assets	Rate of Depreciation	GROSS BLOCK						DEPRECIATION					NET BLOCK	
			As on 01.04.2023	(Deduction)/ Addition	Total	Above Rs. 5,000/-	Below Rs. 5,000/-	Total Addition	As on 31.03.2024	As on 01.04.2023	(Deduction)/ Addition	Total	For the Year	As on 31.03.2024	As on 31.03.2024
1	Computer	20%	-	-	-	19,83,132.00	-	19,83,132.00	19,83,132.00	-	-	-	3,96,626.00	3,96,626.00	15,86,506.00
2	Duplication Copier Machine	20%	-	-	-	1,71,100.00	-	1,71,100.00	1,71,100.00	-	-	-	34,220.00	34,220.00	1,36,880.00
<b>Total</b>			<b>-</b>	<b>-</b>	<b>-</b>	<b>21,54,232.00</b>	<b>-</b>	<b>21,54,232.00</b>	<b>21,54,232.00</b>	<b>-</b>	<b>-</b>	<b>-</b>	<b>4,30,846.00</b>	<b>4,30,846.00</b>	<b>17,23,386.00</b>



**B K BIRLA COLLEGE OF ARTS, SCIENCE & COMMERCE, KALYAN**  
(CONDUCTED BY : KALYAN CITIZENS' EDUCATION SOCIETY)  
(DEGREE COLLEGE UNIT)

Schedule "C" of Fixed Assets as on 31ST MARCH, 2024 (Fixed assets against Grant)

ASSETS PURCHASED AGAINST CSR/ESC																
Sr. No.	Description of Fixed Assets	Rate of Depreciation	GROSS BLOCK						DEPRECIATION				NET BLOCK			
			As on 01.04.2023	(Deduction)/ Addition	Total	Above Rs. 5,000/-	Below Rs. 5,000/-	Total Addition	As on 31.03.2024	As on 01.04.2023	(Deduction)/ Addition	Total	For the Year	As on 31.03.2024	As on 31.03.2024	
1	Artificial Intelligence Lab	20%			-	1,97,650.00	-	1,97,650.00	1,97,650.00				39,530.00		39,530.00	1,58,120.00
2	M Power Cdl	5%			-	6,76,379.00		6,76,379.00	6,76,379.00				33,819.00		33,819.00	6,42,560.00
3	Computer Lab (Biometrics/Phy/Maths)	20%			-	14,94,116.00		14,94,116.00	14,94,116.00				2,98,823.00		2,98,823.00	11,95,293.00
4	Science Lab (B.Sc)	20%			-	18,17,200.00		18,17,200.00	18,17,200.00				3,63,440.00		3,63,440.00	14,53,760.00
5	Commerce Lab (M-com E-Conv/Mac fin)	20%			-	46,11,591.00		46,11,591.00	46,11,591.00				9,22,318.00		9,22,318.00	36,89,273.00
6	M-Power (Computer)	20%			-	3,52,230.00		3,52,230.00	3,52,230.00				70,446.00		70,446.00	2,81,784.00
7	M-Power (E-Book)	50%			-	58,292.00		58,292.00	58,292.00				29,146.00		29,146.00	29,146.00
8	Laboratory Equipment (Micro/DMLT)	40%			-	9,30,767.00		9,30,767.00	9,30,767.00				3,72,307.00		3,72,307.00	5,58,460.00
9	Office Equipment	20%			-	1,12,000.00		1,12,000.00	1,12,000.00				22,400.00		22,400.00	89,600.00
10	Finance Lab (M.Sc)	20%			-	1,97,650.00		1,97,650.00	1,97,650.00				39,530.00		39,530.00	1,58,120.00
	<b>ESC Asset</b>															
11	WiFi Facility Setup	20%			-	10,07,489.00		10,07,489.00	10,07,489.00				2,01,498.00		2,01,498.00	8,05,991.00
12	Lab (B.Voc)	20%			-	15,67,040.00		15,67,040.00	15,67,040.00				3,13,408.00		3,13,408.00	12,53,632.00
13	Computer Smart Display	20%			-	18,35,136.00		18,35,136.00	18,35,136.00				3,67,027.00		3,67,027.00	14,68,109.00
14	IOT & Robotics Incubation Centre	20%			-	23,37,902.00		23,37,902.00	23,37,902.00				4,67,580.00		4,67,580.00	18,70,322.00
15	Training & Placement Centre	25%			-	11,16,367.00		11,16,367.00	11,16,367.00				2,79,092.00		2,79,092.00	8,37,275.00
16	Upgradation of Lab & Library Networking (B.Sc)	20%			-	24,26,328.00		24,26,328.00	24,26,328.00				4,85,266.00		4,85,266.00	19,41,062.00
	<b>Total</b>				-	<b>2,07,38,137.00</b>		<b>2,07,38,137</b>	<b>2,07,38,137.00</b>				<b>43,05,630.00</b>		<b>43,05,630.00</b>	<b>1,64,32,507.00</b>



Dr Avinash Patil  
PRINCIPAL

OR Chitlange  
CHAIRMAN

Subodh Dave  
VICE CHAIRMAN

Yogesh R Shah  
SECRETARY

Shilpa V Shah  
TREASURER

*(Signature)*

*(Signature)*

*(Signature)*

*(Signature)*

*(Signature)*

**B K BIRLA COLLEGE OF ARTS, SCIENCE & COMMERCE ( DEGREE COLLEGE UNIT )**

**SCHEDULE "D" OF EDUCATIONAL EXPENSES ANNEXED TO AND FORMING PART OF INCOME & EXPENDITURE  
ACCOUNT FOR THE YEAR ENDED ON 31ST MARCH, 2024**

SR. NO.	PARTICULARS	AMOUNT (in Rs.)	AMOUNT (in Rs.)
<b>1</b>	<b><u>SALARY &amp; ALLOWANCE</u></b>		
	Salaries & Allowance	22,09,56,518.00	
	Contribution to Provident & Other Fund	38,84,804.00	
	Contribution Towards EDLI	66,099.00	
	Terminal Benefits	38,46,682.00	
	Provident Fund Administrative Charges	1,61,862.00	<b>22,89,15,965.00</b>
<b>2</b>	<b><u>ADMINISTRATIVE AND OTHER EDUCATIONAL EXPENSES</u></b>		
	3D Educational Software Subscription	-	
	Advertisement	61,827.00	
	Affiliation Fees	8,000.00	
	Alumni Association Expenses	1,90,825.00	
	Annual Foundation Day Expenses	1,33,745.00	
	Appointment & Interview Expenses	4,09,318.00	
	Autonomy Activity Expenses	5,11,186.00	
	Audit Expenses	1,486.00	
	Bank Charges	45,420.18	
	Binding Charges	2,36,300.00	
	Bio Diversity Expense	2,42,861.00	
	BOS Expenses	36,855.00	
	Building Rent Paid to KCES	2,04,00,000.00	
	College Contribution to Benevolent Fund - I	1,24,700.00	
	College Contribution to UGC Grant	-	
	College Exam Expenses	59,51,795.00	
	College Placement Activities	-	
	Computer Maintenance Charges	56,10,187.00	
	Computer Stationery	3,04,793.00	
	Conveyance	3,42,532.00	
	Convocation Ceremony Expenses	51,739.00	
	Cont. to Uni. Towards Annual Sport	1,28,760.00	
	Cont. towards Annual Sports	62,160.00	
	Cont. to Uni. Toward Sports & Cul. Act.	95,460.00	
	Courier Charges	36,147.00	
	CSR Recurring Expense	39,04,367.00	
	Earn & Learn Scheme	43,619.00	
	Electrical Repairs	17,08,650.00	





**B K BIRLA COLLEGE OF ARTS, SCIENCE & COMMERCE ( DEGREE COLLEGE UNIT )**

**SCHEDULE "D" OF EDUCATIONAL EXPENSES ANNEXED TO AND FORMING PART OF INCOME & EXPENDITURE  
ACCOUNT FOR THE YEAR ENDED ON 31ST MARCH, 2024**

SR. NO.	PARTICULARS	AMOUNT (in Rs.)	AMOUNT (in Rs.)
	Electricity	50,60,705.00	
	ERP Implementation cost written off	2,36,000.00	
	ERP Expenses	19,18,574.00	
	FDP Expense	2,33,280.00	
	Garden Area Development	20,84,757.00	
	Gathering & Function	14,74,482.00	
	Generator Expenses	5,52,262.00	
	Group Insurance Premium	64,620.00	
	Honorarium	1,13,300.00	
	Insurance	6,59,546.00	
	Internet Charges	11,44,768.00	
	IQAC Expenses	76,042.00	
	ISO Audit Expenses	55,640.00	
	Interest Paid to UGC	4,292.00	
	Fire NOC Fees	4,000.00	
	Green Audit & Certification	1,23,900.00	
	Laboratory Expenses	12,39,245.00	
	Magazine Expenses	1,02,660.00	
	Medical Expenses	24,816.00	
	Mural Expenses	12,09,453.00	
	Library Software Expense	8,85,000.00	
	Membership & Subscription	1,04,162.00	
	Miscellaneous Expenses	-	
	Mobile APP Charges W/off	35,400.00	
	M power Program	84,509.00	
	NABL Expenses	3,97,927.00	
	Newspapers & Periodicals	1,69,558.00	
	Network Expenses	-	
	NAAC Accreditation Expenses	7,17,875.00	
	NCC Expenses	99,025.00	
	NSS Expenses	9,876.00	
	Online Process System Fees	-	
	Penalty Paid to Uni. Of Mumbai Eligibility Fees	600.00	
	Personal Accident Insurance Premium	40,781.00	
	Postage & Telegram	538.00	
	Printing & Stationery	11,34,641.00	
	Prizes	51,027.00	
	Patent Expenses	1,14,000.00	
	Petty Cash Expense	4,01,102.00	



**B K BIRLA COLLEGE OF ARTS, SCIENCE & COMMERCE ( DEGREE COLLEGE UNIT )**

**SCHEDULE "D" OF EDUCATIONAL EXPENSES ANNEXED TO AND FORMING PART OF INCOME & EXPENDITURE  
ACCOUNT FOR THE YEAR ENDED ON 31ST MARCH, 2024**

SR. NO.	PARTICULARS	AMOUNT (in Rs.)	AMOUNT (in Rs.)
	Prospectus Printing Charges	-	
	Repairs & Maintenance	35,98,677.00	
	Retirement Gift to Staff	19,000.00	
	Revenue Stamp & Stamp Paper	-	
	RFID Based Printed ID Card	4,54,477.00	
	Round off	(1.22)	
	Sanitary Material	5,07,380.00	
	Sanitation & Cleaning Charges	24,90,777.00	
	Security Service Charges	33,15,900.88	
	Seminar & Registration Expenses	4,800.00	
	Seminar & Training Expenses	7,32,988.00	
	Seminar & Training Students	36,401.00	
	Share of College Exam Fees	12,58,636.00	
	Social Media Maitenance Charges	3,12,700.00	
	Software Maintenance Charges	26,84,434.00	
	Sports Expenses	42,38,056.00	
	Staff Welfare Expenses	25,07,973.00	
	Tech Emprression Tech-Fest	1,22,477.00	
	Traning & Placement Expense (Student)	1,285.00	
	Students Irrecoverable Fees Written Off	-	
	Telephone Expenses	30,574.00	
	Traveling Expenses	2,750.00	
	Uniform Expenses	59,064.00	
	University Exam Expenses	-	
	University Share of E-Mail	-	
	Vehicle Expenses	12,214.00	
	Vriksh Dindi Expenses	23,888.00	
	Washing Allowance	35,800.00	
	Water Charges	3,36,576.00	
	Web Based Compliance written off	2,60,190.00	
	Website Development Charges W/Off	-	
	Website Maintenance Charges	56,176.00	<b>8,43,74,287.84</b>



**B K BIRLA COLLEGE OF ARTS, SCIENCE & COMMERCE ( DEGREE COLLEGE UNIT )**

**SCHEDULE "D" OF EDUCATIONAL EXPENSES ANNEXED TO AND FORMING PART OF INCOME & EXPENDITURE  
ACCOUNT FOR THE YEAR ENDED ON 31ST MARCH, 2024**

SR. NO.	PARTICULARS	AMOUNT (in Rs.)	AMOUNT (in Rs.)
3	<b>OTHER COURSES ( AS PER SCHEDULE "G" )</b>		
	POST GRADUATE COURSES (DIPLOMA/ DEGREE)	49,20,724.00	
	DIPLOMA IN MEDICAL LABORATORY TECHNOLOGY :	8,42,913.60	
	Ph.D	1,05,500.00	
	ADD - ON COURSES	35,638.00	
	B.Com ACCOUNTING & TAXATION	2,52,860.00	
	B. Sc. COMPUTER SCIENCE	39,67,786.00	
	BACHELOR IN MANAGEMENT STUDIES	89,35,816.00	
	BSM Retail Management	2,65,523.00	
	B.Sc. INFORMATION TECHNOLOGY	50,18,637.60	
	B.Com. ACCOUNTS & FINANCE	55,28,297.00	
	B.Sc Biotechnology	26,36,048.20	
	B.Com. BANKING & INSURANCE	27,70,291.00	
	B.M.M (English)	21,41,196.00	
	B.Com. F & M	11,42,787.00	
	B.Voc Cyber Security & Forensic	10,07,014.80	
	B. Voc. (BMED)	5,09,057.00	
	B. Voc. (FMTO)	3,46,463.00	
	B. Voc. (Medical Lab. Tech.)	12,26,189.80	
	M.Sc COMPUTER SCIENCE	15,68,491.60	
	M.Sc BIOTECH	56,73,168.00	
	M.Sc ENV. SCIENCE	35,07,094.60	
	MSC INFORMATION TECHNOLOGY	23,84,497.80	
	M.COM.-E-COMMERCE	3,88,327.00	
	M.SC. BIOANALYTICAL SCIENCE	20,37,504.40	
	M.Com Business Management	2,21,881.00	
	M.SC. Analytical Chemistry	6,22,979.60	
	M.Sc Applied Mathematics	9,18,473.40	
	M. Sc. Cell Biology & Cytogenetics	1,77,293.00	
	M.Sc. Industrial . Biotechnology	1,73,368.80	
	M. Sc. Industrial Microbiology	2,60,679.40	
	MSC - Data Science & Big Data analysis	22,77,313.80	
	M.Com. Accounting & Finance .	4,64,876.40	
	M.sc. Artificial Intelligence	18,19,569.50	
	Post Graduate Diploma in Global Education	13,00,418.00	
	M.Sc Food Science & Nutraceutical	1,91,677.20	



**B K BIRLA COLLEGE OF ARTS, SCIENCE & COMMERCE ( DEGREE COLLEGE UNIT )**

**SCHEDULE "D" OF EDUCATIONAL EXPENSES ANNEXED TO AND FORMING PART OF INCOME & EXPENDITURE  
ACCOUNT FOR THE YEAR ENDED ON 31ST MARCH, 2024**

SR. NO.	PARTICULARS	AMOUNT (in Rs.)	AMOUNT (in Rs.)
	B.Sc Integrated Course in Biotechnology	1,26,192.80	
	Bachelor of Computer Application	1,86,395.20	
	M.Sc - Finance	8,07,805.40	6,67,60,748.90
<b>TOTAL</b>			<b>38,00,51,001.74</b>



**Dr Avinash Patil**  
PRINCIPAL

**O R Chitlange**  
CHAIRMAN

**Subodh Dave**  
VICE CHAIRMAN

**Yogesh R Shah**  
SECRETARY

**Shilpa V Shah**  
TREASURER

**B K BIRLA COLLEGE OF ARTS, SCIENCE & COMMERCE (DEGREE COLLEGE UNIT)**

**SCHEDULE "E" OF INCOME FROM FEES ANNEXED TO AND FORMING PART OF INCOME & EXPENDITURE ACCOUNT FOR THE YEAR ENDED ON 31ST MARCH, 2024**

SR. NO.	PARTICULARS	AMOUNT (IN RS.)	AMOUNT (IN RS.)
1	<u>Income From Fees</u>		
I	<u>Income From Fees</u>		
	Admission Process Fee		8,00,300.00
	Alumni Fees		79,525.00
	College Examination Fees		72,72,845.00
	Computer System Fees		1,76,400.00
	E - Mail Fees / Charges		26,100.00
	ERP Fees		10,14,300.00
	Group Insurance		63,480.00
	Gymkhana Fees		12,77,190.00
	Identity Card Fees		1,58,650.00
	Laboratory Fees		4,73,840.00
	Library Fees		6,35,330.00
	LMS Fees		8,68,500.00
	Magazine Fees		3,17,440.00
	Maths Tuition Fees		1,14,400.00
	Other Fees		10,83,480.00
	Tuition Fees	25,36,800.00	
	<u>Less</u> : Tuition Fees Paid	(25,33,600.00)	3,200.00
	University Sports & Cultural Activities		95,190.00
	Utility Fees		18,26,400.00
	Fees of Event & Sports Academy		63,97,513.00
	University Exam Fees		542.00
	Transference Certificate Fees		1,26,500.00
II	College Exam Fees - ATKT - UG	13,29,639.00	
	College Exam Fees - ATKT - PG	14,977.00	13,44,616.00
III	<u>Certificate Courses Fees</u>		
	Certificate Courses	70,745.00	
	Certificate Course - Arts	24,844.00	
	Certificate Course - Science	1,00,647.00	
	Certificate Course - Commerce	-	1,96,236.00



**B K BIRLA COLLEGE OF ARTS, SCIENCE & COMMERCE (DEGREE COLLEGE UNIT)**

**SCHEDULE "E" OF INCOME FROM FEES ANNEXED TO AND FORMING PART OF INCOME & EXPENDITURE ACCOUNT FOR THE YEAR ENDED ON 31ST MARCH, 2024**

SR. NO.	PARTICULARS	AMOUNT (IN RS.)	AMOUNT (IN RS.)
V	<b><u>OTHER COURSES (As per Schedule G Attached)</u></b>		
	POST GRADUATE COURSES ( PG - Courses )	81,11,613.00	
	DIPLOMA IN MEDICAL LABORATORY TECHNOLOGY	14,83,975.00	
	Ph.D	7,83,686.00	
	ADD - ON COURSES	5,96,914.00	
	DIPLOMA IN B.COM ACCOUNTING & TAXATION	5,57,600.00	
	B. Sc. COMPUTER SCIENCE ( B.Sc C.S )	84,43,491.00	
	BACHELOR IN MANAGEMENT STUDIES ( BMS )	1,35,35,654.00	
	B.Sc. INFORMATION TECHNOLOGY ( B.Sc IT )	1,20,44,597.00	
	B.Com. ACCOUNTING & FINANCE ( B.Com A & F )	1,09,32,543.00	
	B.Com. Financial Management ( B.Com F & M)	30,02,119.00	
	B.Com. BANKING & INSURANCE ( B.com B & I )	35,54,194.00	
	B.M.M (English)	34,59,246.00	
	B.sc BIOTECHNOLOGY ( Uniaded )	61,62,217.00	
	B. Voc Cyber Security	44,47,963.00	
	B. Voc. (BMED)	25,67,890.00	
	B. Voc. (FMTO)	19,34,640.00	
	B. Voc. (Medical Lab. Tech.)	42,44,846.00	
	M.Sc COMPUTER SCIENCE	33,28,713.00	
	M.Sc BIOTECHNOLOGY	27,57,961.00	
	M.Sc ENVIRONMENTAL . SCIENCE	14,79,234.00	
	M.Sc INFORMATION TECHNOLOGY	27,95,568.00	
	M.COM. - E-COMMERCE	13,62,540.00	
	M.SC. BIOANALYTICAL SCIENCE	14,85,623.00	
	M.Com Business Management	15,00,875.00	
	M.SC. Analytical Chemistry	31,34,836.00	
	M.Sc Applied Maths	8,34,190.00	
	M. Sc. Cell Biology & Cytogenetics	4,96,705.00	
	M.Sc. Industrial Biotechnology	13,68,092.00	
	M. Sc. Industrial . Microbiology	12,73,177.00	
	M.Sc Data Science	63,99,455.50	
	M.Com Accounting & Finance	29,03,004.00	
	M.Sc. Artificial Intelligence	50,70,790.00	
	PGDGE	16,37,469.50	
	M.Sc.Finance	28,24,545.00	



**B K BIRLA COLLEGE OF ARTS, SCIENCE & COMMERCE (DEGREE COLLEGE UNIT)**

**SCHEDULE "E" OF INCOME FROM FEES ANNEXED TO AND FORMING PART OF INCOME & EXPENDITURE ACCOUNT FOR THE YEAR ENDED ON 31ST MARCH, 2024**

SR. NO.	PARTICULARS	AMOUNT (IN RS.)	AMOUNT (IN RS.)
	BMS Retail Management	18,57,150.00	
	Bachelor of Computer Application	35,18,215.00	
	Five year Integrated Courses in Bioanalytical Science	17,17,360.00	
	M.sc Food Science & Nutraceutical	29,46,318.00	13,65,55,009.00
	<b>GRAND TOTAL</b>		<b>16,09,06,986.00</b>
<b>2</b>			
	<b><u>Sale of Prospectus &amp; Forms</u></b>		
	UG - Courses	13,34,275.00	
	PG - Courses	85,100.00	14,19,375.00
<b>3</b>			
	<b><u>Miscellaneous Receipts.</u></b>		
	Unit-1	23,44,906.50	
	Unit-2	10,78,930.00	34,23,836.50



Dr Avinash Patil  
PRINCIPAL

O R Chitlange  
CHAIRMAN

Subodh Dave  
VICE CHAIRMAN

Yogesh R Shah  
SECRETARY

Shilpa V Shah  
TREASURER

PARTICULARS	PG/ Degree/ Diploma	DMLT	Ph.D	ADD - ON COURSES	B.Com A/c & Tax
<b>INCOME:</b>					
<b>Fees From Students</b>					
Admission Process Fee	1,64,000.00	-	-	-	10,750.00
Alumni Fees	16,100.00				1,075.00
Ashwamedh fees	4,380.00				
College Examination Fees	22,62,721.00	-	-	-	1,05,135.00
Computer System Fees / Internet Fees	5,08,500.00				8,100.00
E-Charge	8,650.00	-	-	-	570.00
ERP Fees	1,89,350.00				15,050.00
Group Insurance	25,640.00	-	-	-	860.00
Gymkhana Fees	2,60,150.00				17,600.00
Identity Card Fees	33,000.00	-	-	-	2,200.00
Laboratory Fees	7,49,142.00				
Library Fees	6,46,500.00	-	-	-	8,800.00
LMS Fees	1,62,300.00				12,900.00
Magazine Fees	64,100.00	-	-	-	4,300.00
NSS Fees	-				430.00
Other Fees	2,15,750.00				15,740.00
Tuition Fees	24,05,200.00	14,83,975.00	7,83,686.00	5,96,914.00	3,27,000.00
University Sports & Cultural Activities	19,230.00				1,290.00
Utility Fees	3,45,800.00	-	-	-	25,800.00
Transfer Certificate Fees	31,100.00	-	-	-	
Project Fees					
Industrial Visit Fees		-	-	-	
Entrance Exam Fees		-	-	-	
Instruction Material					
Miscellaneous - Students Activity Fees					
<b>Total Fees</b>	<b>81,11,613.00</b>	<b>14,83,975.00</b>	<b>7,83,686.00</b>	<b>5,96,914.00</b>	<b>5,57,600.00</b>
Sale of Prospectus & Forms	27,900.00	-	-	-	-
<b>TOTAL RECEIPTS ( A )</b>	<b>81,39,513.00</b>	<b>14,83,975.00</b>	<b>7,83,686.00</b>	<b>5,96,914.00</b>	<b>5,57,600.00</b>
<b>Balance as per Ledger</b>	<b>81,39,513.00</b>	<b>14,83,975.00</b>	<b>7,83,686.00</b>	<b>5,96,914.00</b>	<b>5,57,600.00</b>
<b>Diff</b>	-	-	-	-	-
<b>EXPENDITURE:</b>					
Remuneration to the Teaching staff	28,42,070.00	7,72,857.00		35,638.00	2,50,250.00
Staff Welfare Expenses		571.00			
Affiliation Fees		7,500.00	1,03,500.00		
<b>Administrative &amp; General Expenses</b>					
Bank Charges		82.60			
Alumni Association Exps	16,025.00				
College Exam Expenses	12,01,019.00	8,800.00			
Contribution Towards E- Charge					
Contribution Towards Annual Sports					1,740.00
Contribution Towards Cult Acts	13,020.00				
Contribution Towards Sports & Cult Acts	6,510.00				870.00
Conveyance	1,180.00	6,327.00			
Digital Marketing Expenses					
Group Insurance Premium	30,208.00				
Gathering & Function					
Honorarium			2,000.00		
Electricity	4,68,570.00				
ERP Expenses	1,30,927.00				
Laboratory Expenses	20,928.00	26,767.00			
License Charges to TCS					
Prizes	6,003.00				
Project Charges					
Seminar & Training Expenses		19,299.00			
Repairs & Maint. Expenses					
Printing & Stationery		700.00			
Share of College Exam Fees	1,77,864.00				
Miscellaneous Exps		10.00			
Penalty	6,400.00				
Share of Project Fees					
Share to ABEA					
Professional Fees					
Industrial Visit					
Telephone Expense					
<b>TOTAL EXPENSES ( B )</b>	<b>49,20,724.00</b>	<b>8,42,913.60</b>	<b>1,05,500.00</b>	<b>35,638.00</b>	<b>2,52,860.00</b>
<b>Balance as per Ledger</b>	<b>49,20,724.00</b>	<b>8,42,913.60</b>	<b>1,05,500.00</b>	<b>35,638.00</b>	<b>2,52,860.00</b>
<b>NET RECIEPTS ( A - B )</b>	<b>32,18,789.00</b>	<b>6,41,061.40</b>	<b>6,78,186.00</b>	<b>5,61,276.00</b>	<b>3,04,740.00</b>





PARTICULARS	B. Sc. CS	BMS	BMS Retail Management	B.Sc. IT	B.Com.A&F
<b>INCOME:</b>					
<b>Fees From Students</b>					
Admission Process Fee	64,750.00	1,94,250.00	24,000.00	1,01,000.00	1,50,500.00
Alumni Fees	6,425.00	19,275.00	2,400.00	10,025.00	14,875.00
Ashwamedh fees					
College Examination Fees	6,28,365.00	18,85,095.00	2,34,720.00	9,82,249.00	14,55,046.00
Computer System Fees / Internet Fees	5,10,000.00	2,64,000.00	96,000.00	8,55,500.00	4,02,000.00
E-Charge	3,410.00	10,340.00	1,530.00	5,420.00	7,880.00
ERP Fees	89,250.00	2,70,200.00	33,600.00	1,39,650.00	2,08,250.00
Group Insurance	10,200.00	15,420.00	1,920.00	15,920.00	11,900.00
Gymkhana Fees	1,02,000.00	3,08,400.00	38,400.00	1,57,800.00	2,38,000.00
Identity Card Fees	12,850.00	38,850.00	4,800.00	20,100.00	30,100.00
Laboratory Fees	7,65,000.00	2,64,000.00	96,000.00	15,51,000.00	4,02,000.00
Library Fees	1,53,000.00	2,31,300.00	28,800.00	3,10,800.00	3,57,000.00
LMS Fees	76,500.00	2,31,600.00	28,800.00	1,19,700.00	1,78,500.00
Magazine Fees	12,750.00	77,100.00	9,600.00	25,900.00	59,500.00
NSS Fees	20.00	-		20.00	-
Other Fees	89,950.00	2,71,500.00	33,600.00	1,40,400.00	2,10,550.00
Tuition Fees	52,39,571.00	88,15,394.00	11,04,000.00	66,66,829.00	68,11,992.00
University Sports & Cultural Activities	7,650.00	23,130.00	2,880.00	12,684.00	17,850.00
Utility Fees	1,53,000.00	4,62,600.00	57,600.00	2,39,400.00	3,57,000.00
Transfer Certificate Fees	8,800.00	26,200.00		13,200.00	19,600.00
Project Fees	5,10,000.00	1,27,000.00		6,77,000.00	
Industrial Visit Fees					
Entrance Exam Fees					
Instruction Material					
Miscellaneous - Students Activity Fees			58,500.00		
<b>Total Fees</b>	<b>84,43,491.00</b>	<b>1,35,35,654.00</b>	<b>18,57,150.00</b>	<b>1,20,44,597.00</b>	<b>1,09,32,543.00</b>
Sale of Prospectus & Forms	16,900.00	50,700.00	3,900.00	25,400.00	39,900.00
<b>TOTAL RECEIPTS (A)</b>	<b>84,60,391.00</b>	<b>1,35,86,354.00</b>	<b>18,61,050.00</b>	<b>1,20,69,997.00</b>	<b>1,09,72,443.00</b>
Balance as per Ledger	84,60,391.00	1,35,86,354.00	18,61,050.00	1,20,69,997.00	1,09,72,443.00
Diff	-	-	-	-	-
<b>EXPENDITURE:</b>					
Remuneration to the Teaching staff	33,44,743.00	78,91,866.00	1,65,560.00	41,94,707.00	48,37,330.00
Staff Welfare Expenses				4,499.00	
Affiliation Fees					
<b>Administrative &amp; General Expenses</b>					
Bank Charges					
Alumni Association Exps					
College Exam Expenses	3,10,082.00	4,17,485.00	36,245.00	3,73,740.00	2,97,527.00
Contribution Towards E- Charge	860.00	2,620.00	570.00	1,430.00	1,930.00
Contribution Towards Annual Sports	15,300.00	46,200.00	5,760.00	23,940.00	35,700.00
Contribution Towards Cult Acts					
Contribution Towards Sports & Cult Acts	7,650.00	23,100.00	2,880.00	11,970.00	17,850.00
Conveyance					
Digital Marketing Expenses					
Group Insurance Premium	12,036.00	15,420.00	1,900.00	18,785.60	11,900.00
Gathering & Function		46,221.00		-	
Honorarium		10,000.00			
Electricity					
ERP Expenses					
Laboratory Expenses	1,37,375.00			1,37,373.00	
License Charges to TCS					
Prizes	-	-		2,001.00	-
Project Charges					
Seminar & Training Expenses		35,544.00		18,500.00	
Repairs & Maint. Expenses				1,565.00	
Printing & Stationery					
Share of College Exam Fees	1,39,740.00	4,21,960.00	52,608.00	2,18,652.00	3,26,060.00
Miscellaneous Exps		-	-	6,844.00	
Penalty					
Share of Project Fees		25,400.00			
Share to ABEA					
Professional Fees					
Industrial Visit					
Telephone Expense				4,631.00	
<b>TOTAL EXPENSES (B)</b>	<b>39,67,786.00</b>	<b>89,35,816.00</b>	<b>2,65,523.00</b>	<b>50,18,637.60</b>	<b>55,28,297.00</b>
Balance as per Ledger	39,67,786.00	89,35,816.00	2,65,523.00	50,18,637.60	55,28,297.00
<b>NET RECIEPTS (A - B)</b>	<b>44,92,605.00</b>	<b>46,50,538.00</b>	<b>15,95,527.00</b>	<b>70,51,359.40</b>	<b>54,44,146.00</b>



PARTICULARS	B.sc Biotech	B.Com. B & I	B.M.M (English)	B.Com. F & M	B.Voc Cyber Security
<b>INCOME:</b>					
<b>Fees From Students</b>					
Admission Process Fee	46,750.00	46,750.00	45,250.00	42,750.00	35,000.00
Alumni Fees	4,650.00	4,675.00	4,475.00	4,250.00	3,475.00
Ashwamedh fees					
College Examination Fees	4,54,770.00	4,57,215.00	4,37,655.00	4,17,183.00	3,40,126.00
Computer System Fees / Internet Fees	1,86,000.00	1,89,000.00	1,79,000.00	66,000.00	5,56,000.00
E-Charge	2,560.00	2,490.00	2,390.00	2,330.00	1,990.00
ERP Fees	65,450.00	65,450.00	62,650.00	59,500.00	48,650.00
Group Insurance	7,440.00	3,740.00	3,580.00	3,400.00	5,560.00
Gymkhana Fees	74,400.00	74,800.00	71,600.00	68,000.00	55,600.00
Identity Card Fees	9,350.00	9,350.00	9,050.00	8,550.00	7,000.00
Laboratory Fees	7,44,000.00	1,26,000.00	1,79,000.00	66,000.00	
Library Fees	1,11,600.00	1,12,200.00	53,700.00	51,000.00	1,11,200.00
LMS Fees	56,100.00	56,100.00	53,700.00	51,000.00	41,700.00
Magazine Fees	9,350.00	18,700.00	17,900.00	17,000.00	13,900.00
NSS Fees	-	-	-	580.00	10.00
Other Fees	65,450.00	65,450.00	63,200.00	59,700.00	49,000.00
Tuition Fees	38,29,367.00	21,37,164.00	20,36,226.00	19,49,376.00	30,77,282.00
University Sports & Cultural Activities	5,680.00	5,610.00	5,370.00	5,100.00	4,170.00
Utility Fees	1,11,600.00	1,12,200.00	1,07,400.00	1,02,000.00	97,300.00
Transfer Certificate Fees	5,800.00	6,300.00	6,600.00	4,900.00	
Project Fees	3,72,000.00	61,000.00	31,000.00	23,500.00	
Industrial Visit Fees			89,500.00		
Entance Exam Fees					
Instruction Material					
Miscellaneous - Students Activity Fees					
<b>Total Fees</b>	<b>61,62,217.00</b>	<b>35,54,194.00</b>	<b>34,59,246.00</b>	<b>30,02,119.00</b>	<b>44,47,963.00</b>
Sale of Prospectus & Forms	11,500.00	12,400.00	11,800.00	10,400.00	7,900.00
<b>TOTAL RECEIPTS (A)</b>	<b>61,73,717.00</b>	<b>35,66,594.00</b>	<b>34,71,046.00</b>	<b>30,12,519.00</b>	<b>44,55,863.00</b>
<b>Balance as per Ledger</b>	<b>61,73,717.00</b>	<b>35,66,594.00</b>	<b>34,71,046.00</b>	<b>30,12,519.00</b>	<b>44,55,863.00</b>
<b>Diff</b>	-	-	-	-	-
<b>EXPENDITURE:</b>					
Remuneration to the Teaching staff	17,90,753.00	24,71,051.00	17,63,356.00	8,82,737.00	7,75,150.00
Staff Welfare Expenses			120.00		
Affiliation Fees					
<b>Administrative &amp; General Expenses</b>					
Bank Charges					
Alumni Association Exps					
College Exam Expenses	2,43,245.00	1,52,604.00	1,48,755.00	1,42,280.00	1,36,670.00
Contribution Towards E- Charge	700.00	620.00	600.00	630.00	590.00
Contribution Towards Annual Sports	11,160.00	11,220.00	10,740	10,200.00	8,280.00
Contribution Towards Cult Acts					
Contribution Towards Sports & Cult Acts	5,580.00	5,610.00	5,370.00	5,100.00	4,140.00
Conveyance	1,790.00				
Digital Marketing Expenses					
Group Insurance Premium	8,779.20	3,740.00	3,540.00	3,400.00	6,560.80
Gathering & Function	-		1,947.00		
Honorarium					
Electricity					
ERP Expenses					
Laboratory Expenses	4,23,089.00				
License Charges to TCS					
Prizes	-	-	2,001.00	-	
Project Charges			9,350.00		
Seminar & Training Expenses	873.00	10,770.00			
Repairs & Maint. Expenses	46,644.00				
Printing & Stationery					
Share of College Exam Fees	1,01,928.00	1,02,476.00	98,092.00	93,160.00	75,624.00
Miscellaneous Exps	1,507.00			580.00	
Penalty					
Share of Project Fees		12,200.00	6,200.00	4,700.00	
Share to ABEA					
Professional Fees					
Industrial Visit			91,125.00		
Telephone Expense					
<b>TOTAL EXPENSES (B)</b>	<b>26,36,048.20</b>	<b>27,70,291.00</b>	<b>21,41,196.00</b>	<b>11,42,787.00</b>	<b>10,07,014.80</b>
<b>Balance as per Ledger</b>	<b>26,36,048.20</b>	<b>27,70,291.00</b>	<b>21,41,196.00</b>	<b>11,42,787.00</b>	<b>10,07,014.80</b>
<b>NET RECIEPTS (A - B)</b>	<b>35,37,668.80</b>	<b>7,96,303.00</b>	<b>13,29,850.00</b>	<b>18,69,732.00</b>	<b>34,48,848.20</b>



PARTICULARS	B. Voc. (FMTO)	B. Voc. (Medical Lab. Tech.)	M.Sc C.S	M.Sc BIOTECH	M.Sc EVS
<b>INCOME:</b>					
<b>Fees From Students</b>					
Admission Process Fee	21,000.00	36,000.00	21,250.00	15,750.00	8,250.00
Alumni Fees	2,100.00	3,600.00	2,075.00	1,500.00	825.00
Ashwamedh fees					
College Examination Fees	5,57,460.00	-	2,91,521.00	2,09,325.00	1,10,269.00
Computer System Fees / Internet Fees	84,000.00			30,000.00	16,500.00
E-Charge	1,680.00	2,000.00	1,210.00	850.00	220.00
ERP Fees	29,400.00	50,400.00	28,700.00	21,000.00	7,700.00
Group Insurance	1,680.00	5,760.00	3,280.00	2,400.00	1,320.00
Gymkhana Fees	33,600.00	57,600.00	32,800.00	24,000.00	13,200.00
Identity Card Fees	4,200.00	7,200.00	4,200.00	3,150.00	1,650.00
Laboratory Fees		5,76,000.00	12,30,000.00	12,00,000.00	6,60,000.00
Library Fees	67,200.00	1,15,200.00	82,645.00	60,000.00	33,000.00
LMS Fees	25,200.00	43,200.00	24,600.00	18,000.00	6,600.00
Magazine Fees	8,400.00	14,400.00	8,200.00	6,000.00	3,300.00
NSS Fees	-	-	400.00	250.00	110.00
Other Fees	29,400.00	50,400.00	29,450.00	21,950.00	7,700.00
Tuition Fees	10,08,000.00	31,77,966.00	14,26,422.00	10,32,486.00	5,44,500.00
University Sports & Cultural Activities	2,520.00	4,320.00	2,460.00	1,800.00	990.00
Utility Fees	58,800.00	1,00,800.00	49,200.00	36,000.00	13,200.00
Transfer Certificate Fees			4,300.00	3,500.00	2,400.00
Project Fees			85,000.00	70,000.00	44,000.00
Industrial Visit Fees					
Entrance Exam Fees					3,500.00
Instruction Material					
Miscellaneous - Students Activity Fees					
<b>Total Fees</b>	<b>19,34,640.00</b>	<b>42,44,846.00</b>	<b>33,28,713.00</b>	<b>27,57,961.00</b>	<b>14,79,234.00</b>
Sale of Prospectus & Forms	5,700.00	8,800.00	4,300.00	3,500.00	2,200.00
<b>TOTAL RECEIPTS (A)</b>	<b>19,40,340.00</b>	<b>42,53,646.00</b>	<b>33,33,013.00</b>	<b>27,61,461.00</b>	<b>14,81,434.00</b>
Balance as per Ledger	19,40,340.00	42,53,646.00	33,33,013.00	27,61,461.00	14,81,434.00
Diff	-	-	-	-	-
<b>EXPENDITURE:</b>					
Remuneration to the Teaching staff	2,34,960.00	6,79,110.00	13,76,954.00	54,85,662.00	29,36,939.00
Staff Welfare Expenses					780.00
Affiliation Fees					
<b>Administrative &amp; General Expenses</b>					
Bank Charges					
Alumni Association Exps					
College Exam Expenses	55,981.00	1,92,963.00	1,49,934.00	1,54,116.00	95,061.00
Contribution Towards E- Charge	250.00	560.00	-	-	-
Contribution Towards Annual Sports	5,040.00	8,640.00	2,280.00	1,050.00	60.00
Contribution Towards Cult Acts			300.00	2,100.00	1,200.00
Contribution Towards Sports & Cult Acts	2,520.00	4,320.00	1,290.00	-	720.00
Conveyance				-	4,226.00
Digital Marketing Expenses					
Group Insurance Premium	1,680.00	6,796.80	3,917.60	2,832.00	1,557.60
Gathering & Function					
Honorarium					2,000.00
Electricity					
ERP Expenses					
Laboratory Expenses		2,51,204.00		-	4,14,497.00
License Charges to TCS					
Prizes					
Project Charges					
Seminar & Training Expenses		5,000.00			18,179.00
Repairs & Maint. Expenses					14,595.00
Printing & Stationery					
Share of College Exam Fees	46,032.00	77,596.00	33,816.00	27,408.00	17,280.00
Miscellaneous Exps					
Penalty					
Share of Project Fees					
Share to ABEA					
Professional Fees					
Industrial Visit					
Telephone Expense					
<b>TOTAL EXPENSES (B)</b>	<b>3,46,463.00</b>	<b>12,26,189.80</b>	<b>15,68,491.60</b>	<b>56,73,168.00</b>	<b>35,07,094.60</b>
Balance as per Ledger	3,46,463.00	12,26,189.80	15,68,491.60	56,73,168.00	35,07,094.60
<b>NET RECIEPTS (A - B)</b>	<b>15,93,877.00</b>	<b>30,27,456.20</b>	<b>17,64,521.40</b>	<b>(29,11,707.00)</b>	<b>(20,25,660.60)</b>



PARTICULARS	M.Sc I.T	M.COM. E- Comm	M.Com. Accounting & Finance .	M.SC. Bioanalytical Sci.	M.Com Business Management
<b>INCOME:</b>					
<b>Fees From Students</b>					
Admission Process Fee	17,250.00	10,250.00	34,500.00	8,000.00	20,000.00
Alumni Fees	1,725.00	1,000.00	3,450.00	800.00	2,000.00
Ashwamedh fees		800.00			1,600.00
College Examination Fees	2,42,397.00	1,40,520.00	4,84,794.00	1,13,301.00	2,80,315.00
Computer System Fees / Internet Fees			2,07,000.00	16,000.00	
E-Charge	960.00	580.00	2,100.00	400.00	1,080.00
ERP Fees	24,150.00	14,000.00	48,300.00	11,200.00	28,000.00
Group Insurance	2,760.00	1,600.00	-	1,280.00	-
Gymkhana Fees	27,600.00	16,400.00	55,200.00	12,800.00	32,000.00
Identity Card Fees	3,450.00	2,050.00	6,900.00	1,600.00	4,000.00
Laboratory Fees	10,35,000.00	4,00,930.00	1,38,000.00	6,40,000.00	1,60,000.00
Library Fees	69,000.00	41,000.00	1,38,000.00	32,000.00	48,000.00
LMS Fees	20,700.00	12,000.00	41,400.00	9,600.00	24,000.00
Magazine Fees	6,900.00	4,000.00	13,800.00	3,200.00	8,000.00
NSS Fees	270.00	160.00	720.00	80.00	280.00
Other Fees	24,150.00	14,700.00	48,300.00	11,200.00	28,000.00
Tuition Fees	11,87,586.00	6,15,150.00	15,87,000.00	5,50,002.00	8,00,000.00
University Sports & Cultural Activities	2,070.00	1,200.00	4,140.00	960.00	2,400.00
Utility Fees	41,400.00	24,000.00	82,800.00	19,200.00	56,000.00
Transfer Certificate Fees	4,200.00	2,200.00	6,600.00	2,500.00	5,200.00
Project Fees	84,000.00			48,000.00	
Industrial Visit Fees		60,000.00			
Entrance Exam Fees				3,500.00	
Instruction Material					
Miscellaneous - Students Activity Fees					
<b>Total Fees</b>	<b>27,95,568.00</b>	<b>13,62,540.00</b>	<b>29,03,004.00</b>	<b>14,85,623.00</b>	<b>15,00,875.00</b>
Sale of Prospectus & Forms	4,200.00	2,100.00	6,600.00	2,400.00	5,200.00
<b>TOTAL RECEIPTS (A)</b>	<b>27,99,768.00</b>	<b>13,64,640.00</b>	<b>29,09,604.00</b>	<b>14,88,023.00</b>	<b>15,06,075.00</b>
<b>Balance as per Ledger</b>	<b>27,99,768.00</b>	<b>13,64,640.00</b>	<b>29,09,604.00</b>	<b>14,88,023.00</b>	<b>15,06,075.00</b>
<b>Diff</b>	-	-	-	-	-
<b>EXPENDITURE:</b>					
Remuneration to the Teaching staff	22,18,133.00	2,97,800.00	3,45,650.00	17,66,512.00	1,41,000.00
Staff Welfare Expenses					
Affiliation Fees					
<b>Administrative &amp; General Expenses</b>					
Bank Charges					
Alumni Association Exps					
College Exam Expenses	1,26,446.00	67,711.00	58,220.00	1,03,872.00	33,561.00
Contribution Towards E- Charge	-	-	-	-	-
Contribution Towards Annual Sports	2,460.00	1,440.00	3,960.00	1,440.00	3,120.00
Contribution Towards Cult Acts		720.00			
Contribution Towards Sports & Cult Acts	1,320.00	-	1,980.00	720.00	1,560.00
Conveyance					
Digital Marketing Expenses					
Group Insurance Premium	3,256.80	1,888.00	946.40	1,510.40	
Gathering & Function				1,260.00	
Honorarium					
Electricity					
ERP Expenses					
Laboratory Expenses				95,705.00	
License Charges to TCS					
Prizes					
Project Charges					
Seminar & Training Expenses					
Repairs & Maint. Expenses				46,812.00	
Printing & Stationery					
Share of College Exam Fees	32,882.00	18,768.00	54,120.00	18,806.00	42,640.00
Miscellaneous Exps				867.00	
Penalty					
Share of Project Fees					
Share to ABEA					
Professional Fees					
Industrial Visit					
Telephone Expense					
<b>TOTAL EXPENSES (B)</b>	<b>23,84,497.80</b>	<b>3,88,327.00</b>	<b>4,64,876.40</b>	<b>20,37,504.40</b>	<b>2,21,881.00</b>
<b>Balance as per Ledger</b>	<b>23,84,497.80</b>	<b>3,88,327.00</b>	<b>4,64,876.40</b>	<b>20,37,504.40</b>	<b>2,21,881.00</b>
<b>NET RECIEPTS (A - B)</b>	<b>4,15,270.20</b>	<b>9,76,313.00</b>	<b>24,44,727.60</b>	<b>(5,49,481.40)</b>	<b>12,84,194.00</b>



PARTICULARS	M.Sc. Analytical Chemistry	M.Sc Applied Maths	M. Sc. Cell Bio (Zoo)	M.Sc. Indus. Biotech	M. Sc. Indus. Micro
<b>INCOME:</b>					
<b>Fees From Students</b>					
Admission Process Fee	18,500.00	6,750.00	2,500.00	7,250.00	7,000.00
Alumni Fees	1,825.00	675.00	250.00	725.00	675.00
Ashwamedh fees					
College Examination Fees	2,55,434.00	93,976.00	34,655.00	1,01,287.00	95,342.00
Computer System Fees / Internet Fees	36,500.00	13,500.00	5,000.00		13,500.00
E-Charge	1,110.00	380.00	100.00	350.00	270.00
ERP Fees	25,550.00	9,450.00	3,500.00	10,150.00	9,650.00
Group Insurance	-	1,080.00	400.00	-	1,080.00
Gymkhana Fees	29,200.00	10,800.00	4,000.00	11,600.00	10,800.00
Identity Card Fees	3,700.00	1,350.00	500.00	1,450.00	1,400.00
Laboratory Fees	3,65,000.00	1,35,000.00	1,00,000.00	2,32,000.00	2,70,000.00
Library Fees	73,000.00	27,000.00	10,000.00	29,000.00	10,800.00
LMS Fees	21,900.00	8,100.00	3,000.00	8,700.00	8,100.00
Magazine Fees	7,300.00	2,700.00	1,000.00	2,900.00	2,700.00
NSS Fees	380.00	110.00		60.00	
Other Fees	26,950.00	9,800.00	3,500.00	10,150.00	9,450.00
Tuition Fees	22,11,697.00	4,92,209.00	3,20,000.00	9,28,000.00	8,10,000.00
University Sports & Cultural Activities	2,190.00	810.00	300.00	870.00	810.00
Utility Fees	51,100.00	18,900.00	7,000.00	20,300.00	18,900.00
Transfer Certificate Fees	3,500.00	1,600.00	1,000.00	3,300.00	2,700.00
Project Fees					
Industrial Visit Fees					
Entrance Exam Fees					
Instruction Material					
Miscellaneous - Students Activity Fees					
<b>Total Fees</b>	<b>31,34,836.00</b>	<b>8,34,190.00</b>	<b>4,96,705.00</b>	<b>13,68,092.00</b>	<b>12,73,177.00</b>
Sale of Prospectus & Forms	3,500.00	1,600.00	1,000.00	2,300.00	2,700.00
<b>TOTAL RECEIPTS (A)</b>	<b>31,38,336.00</b>	<b>8,35,790.00</b>	<b>4,97,705.00</b>	<b>13,70,392.00</b>	<b>12,75,877.00</b>
Balance as per Ledger	31,38,336.00	8,35,790.00	4,97,705.00	13,70,392.00	12,75,877.00
Diff					
<b>EXPENDITURE:</b>					
Remuneration to the Teaching staff	5,72,350.00	8,00,382.00	1,61,650.00	74,900.00	1,54,150.00
Staff Welfare Expenses					
Affiliation Fees					
<b>Administrative &amp; General Expenses</b>					
Bank Charges					
Alumni Association Exps					
College Exam Expenses	19,626.00	24,572.00	6,451.00	78,014.00	17,893.00
Contribution Towards E- Charge	-	-	-	-	-
Contribution Towards Annual Sports	2,040.00	960.00	600.00	300.00	1,620.00
Contribution Towards Cult Acts				1,080.00	
Contribution Towards Sports & Cult Acts	1,110.00	480.00	300.00	690.00	810.00
Conveyance					
Digital Marketing Expenses					
Group Insurance Premium	445.60	1,274.40	472.00	208.80	1,274.40
Gathering & Function					
Honorarium					
Electricity					
ERP Expenses					
Laboratory Expenses		78,293.00			63,704.00
License Charges to TCS					
Prizes					
Project Charges					
Seminar & Training Expenses					
Repairs & Maint. Expenses					
Printing & Stationery					
Share of College Exam Fees	27,408.00	12,512.00	7,820.00	18,176.00	21,228.00
Miscellaneous Exps					
Penalty					
Share of Project Fees					
Share to ABEA					
Professional Fees					
Industrial Visit					
Telephone Expense					
<b>TOTAL EXPENSES (B)</b>	<b>6,22,979.60</b>	<b>9,18,473.40</b>	<b>1,77,293.00</b>	<b>1,73,368.80</b>	<b>2,60,679.40</b>
Balance as per Ledger	6,22,979.60	9,18,473.40	1,77,293.00	1,73,368.80	2,60,679.40
<b>NET RECIEPTS (A - B)</b>	<b>25,15,356.40</b>	<b>(82,683.40)</b>	<b>3,20,412.00</b>	<b>11,97,023.20</b>	<b>10,15,197.60</b>



PARTICULARS	MSC-Data Science	M.sc. Artificial Intelligence	M.Sc. Finance	M.Sc Food Science & Nutraceutical	Integrated Course in Biotech	BCA	PGD (Global Edu.)	TOTAL
<b>INCOME:</b>								
<b>Fees From Students</b>								
Admission Process Fee	21,000.00	16,500.00	9,250.00	15,250.00	13,500.00	16,500.00		12,86,250.00
Alumni Fees	2,100.00	1,650.00	925.00	1,525.00	1,350.00	1,650.00		1,27,525.00
Ashwamedh fees								6,780.00
College Examination Fees	2,92,105.50	2,41,890.00	1,34,525.00	2,14,293.00	1,32,030.00	2,02,488.00		1,42,20,727.50
Computer System Fees / Internet Fees	12,60,000.00	9,90,000.00	5,55,000.00		54,000.00	1,32,000.00		73,69,100.00
E-Charge	1,680.00	1,320.00	540.00	830.00		860.00	1,260.00	71,210.00
ERP Fees	29,400.00	23,100.00	12,950.00	21,350.00	18,900.00	23,100.00		17,44,600.00
Group Insurance	3,360.00	2,640.00	1,480.00	2,440.00				1,40,860.00
Gymkhana Fees	33,600.00	26,400.00	14,800.00	24,400.00	21,600.00	26,400.00		20,39,950.00
Identity Card Fees	12,600.00	9,900.00	5,550.00	3,050.00	2,700.00	3,300.00		2,75,950.00
Laboratory Fees		1,65,000.00		4,88,000.00	2,16,000.00	7,92,000.00		1,37,45,072.00
Library Fees	4,20,000.00	3,30,000.00	1,85,000.00	61,000.00	32,400.00	99,000.00		42,47,945.00
LMS Fees	25,200.00	19,800.00	11,100.00	18,300.00	16,200.00	19,800.00		14,95,200.00
Magazine Fees	6,11,940.00			6,100.00	2,700.00	3,300.00		10,60,540.00
NSS Fees	450.00	300.00	170.00					4,800.00
Other Fees	8,500.00	6,700.00	3,700.00	21,350.00	18,900.00	23,100.00		17,35,440.00
Tuition Fees	34,44,400.00	27,35,900.00	15,17,000.00	19,52,000.00	10,44,200.00	21,32,737.00	16,37,469.50	8,00,56,700.50
University Sports & Cultural Activities	2,520.00	1,980.00	1,110.00	1,830.00	1,620.00	1,980.00		1,53,504.00
Utility Fees	16,800.00	13,200.00	7,400.00	36,600.00	32,400.00	39,600.00		30,10,500.00
Transfer Certificate Fees	3,800.00	3,700.00	2,000.00					1,75,000.00
Project Fees				78,000.00	1,08,000.00			23,19,500.00
Industrial Visit Fees								1,49,500.00
Entrance Exam Fees								7,000.00
Instruction Material	2,10,000.00		92,500.00					3,02,500.00
Miscellaneous - Students Activity Fees		4,80,810.00	2,69,545.00					8,08,855.00
<b>Total Fees</b>	<b>63,99,455.50</b>	<b>50,70,790.00</b>	<b>28,24,545.00</b>	<b>29,46,318.00</b>	<b>17,17,360.00</b>	<b>35,18,215.00</b>	<b>16,37,469.50</b>	<b>13,65,55,009.00</b>
Sale of Prospectus & Forms	3,800.00	3,700.00	2,000.00	3,900.00	2,200.00			2,98,900.00
<b>TOTAL RECEIPTS ( A )</b>	<b>64,03,255.50</b>	<b>50,74,490.00</b>	<b>28,26,545.00</b>	<b>29,50,218.00</b>	<b>17,19,560.00</b>	<b>35,18,215.00</b>	<b>16,37,469.50</b>	<b>13,68,53,909.00</b>
Balance as per Ledger	64,03,255.50	50,74,490.00	28,26,545.00	29,50,218.00	17,19,560.00	35,18,215.00	16,37,469.50	13,68,53,909.00
Diff								
<b>EXPENDITURE:</b>								
Remuneration to the Teaching staff	2,93,350.00	93,400.00	7,24,350.00	55,150.00	53,850.00	1,08,000.00	4,12,320.00	5,13,23,620.00
Staff Welfare Expenses								5,970.00
Affiliation Fees								1,11,000.00
<b>Administrative &amp; General Expenses</b>								
Bank Charges								82.60
Alumni Association Exps								16,025.00
College Exam Expenses	86,364.00	84,230.50	64,269.00	97,285.00	57,918.00	34,594.00		51,78,104.50
Contribution Towards E- Charge	390.00					610.00		20,580.00
Contribution Towards Annual Sports	2,100.00	120.00	1,200.00	2,340.00	1,320.00	4,020.00		2,26,870.00
Contribution Towards Cult Acts	240.00	1,380.00						20,040.00
Contribution Towards Sports & Cult Acts	1,170.00	1,740.00	600.00	1,170.00	660.00	2,010.00		1,24,770.00
Conveyance								13,523.00
Digital Marketing Expenses							73,327.00	73,327.00
Group Insurance Premium	3,964.80	3,068.00	1,746.40	2,879.20	388.80	435.20		1,59,532.80
Gathering & Function								49,428.00
Honorarium								14,000.00
Electricity								4,68,570.00
ERP Expenses								1,30,927.00
Laboratory Expenses								16,48,935.00
License Charges to TCS	18,59,085.00	16,06,985.00						34,66,070.00
Prizes								10,005.00
Project Charges								9,350.00
Seminar & Training Expenses				873.00				1,09,038.00
Repairs & Maint. Expenses								1,09,616.00
Printing & Stationery								700.00
Share of College Exam Fees	30,650.00	28,646.00	15,640.00	31,980.00	12,056.00	36,716.00		24,95,420.00
Miscellaneous Exps						10.00		9,818.00
Penalty								6,400.00
Share of Project Fees								48,500.00
Share to ABEA							7,86,451.00	7,86,451.00
Professional Fees							28,320.00	28,320.00
Industrial Visit								91,125.00
Telephone Expense								4,631.00
<b>TOTAL EXPENSES ( B )</b>	<b>22,77,313.80</b>	<b>18,19,569.50</b>	<b>8,07,805.40</b>	<b>1,91,677.20</b>	<b>1,26,192.80</b>	<b>1,86,395.20</b>	<b>13,00,418.00</b>	<b>6,67,60,748.90</b>
Balance as per Ledger	22,77,313.80	18,19,569.50	8,07,805.40	1,91,677.20	1,26,192.80	1,86,395.20	13,00,418.00	
<b>NET RECEIPTS ( A - B )</b>	<b>41,25,941.70</b>	<b>32,54,920.50</b>	<b>20,18,739.60</b>	<b>27,58,540.80</b>	<b>15,93,367.20</b>	<b>33,31,819.80</b>	<b>3,37,051.50</b>	<b>7,00,93,160.10</b>



Dr Avinash Patil  
PRINCIPAL

Subodh Dave  
VICE CHAIRMAN

Shilpa V Shah  
TREASURER

O R Chitlange  
CHAIRMAN

Yogesh R Shah  
SECRETARY

**B K BIRLA COLLEGE OF ARTS, SCIENCE & COMMERCE (DEGREE COLLEGE UNIT)**

**GROUPING OF BALANCE SHEET AS AT 31ST MARCH, 2024 ( Liabilities )**

Particulars	Amount (in Rs.)	Amount (in Rs.)
<b>Outstanding Liabilities</b>		
Bills Admitted : -19 - 20	67,292.00	
Bills Admitted : -20 - 21	6,25,858.00	
Bills Admitted : -21 - 22	13,00,002.00	
Bills Admitted : -22 - 23	24,46,724.95	
Bills Admitted : -23 - 24	1,89,64,166.00	2,34,04,042.95
<b>Examination Expenses Payable to Staff</b>		
College Exam Payable to Staff - I	12,000.00	
College Exam Payable to Staff - II	98,000.00	1,10,000.00
<b>Share of Fees Payable to University</b>		
College Exam Fees - II	48,71,760.00	
College Exam Fees	69,31,044.00	
Project Fees - II	1,72,700.00	1,19,75,504.00
<b>Total</b>		<b>3,54,89,546.95</b>

**FOR RENT AND OTHER DEPOSIT**

Particulars	Amount (in Rs.)	Amount (in Rs.)
<b>Deposits Refundable during 12 months</b>		
Caution Money	6,06,600.00	
Library Deposits	10,51,795.00	
Laboratory Deposits	8,84,000.00	25,42,395.00
<b>Deposits Refundable beyond 12 months</b>		
Caution Money	11,23,200.00	
Library Deposits	18,29,800.00	
Laboratory Deposits	16,05,200.00	45,58,200.00
<b>Total</b>		<b>71,00,595.00</b>



**B K BIRLA COLLEGE OF ARTS, SCIENCE & COMMERCE (DEGREE COLLEGE UNIT)**

**GROUPING OF BALANCE SHEET AS AT 31ST MARCH, 2024 ( Liabilities )**

<b>FOR SUNDRY CREDIT BALANCES</b>		
<b>Particulars</b>	<b>Amount (in Rs.)</b>	<b>Amount (in Rs.)</b>
<b>Other Sundry Credit balances</b>		
Vice-Chancellor Fund	57,800.00	
Disaster Relief Fund	22,940.00	
E- Suvidha	1,66,235.00	
Enrolment Fees	22,560.00	
Eligibility Fees	(25,060.00)	
Registration Fees	(1,35,457.00)	
Convocation Fees	4,08,500.00	
NSS Fees - PG - Payable to University	3,180.00	5,20,698.00
Advance for CAP	-	
KCES Birla College - Staff Welfare Fund	33,94,291.82	
Remuneration to the Staff ( Mumbai University )	3,06,622.00	
Remuneration to the Staff (MSBTE)	7,000.00	
Fees Received From Samaj Kalyan	19,42,807.00	
Minor Research Grant (University)	55,949.00	
Seminar Account - ICC [UGC]	-	57,06,669.82
Security Deposit	20,64,356.00	
Security Deposit - Canteen	1,03,684.00	21,68,040.00
Sundry Creditors	43,90,419.10	
Sundry Creditors (Excess Grant Received)	6,96,013.00	
Sundry Creditors - Fees Conc / Financial Aid	-	
Sundry Creditors - Salary deduction	7,58,547.00	
Tuition Fees Payable to JDO	27,79,200.00	
Unclaimed Cheques	<b>37,84,187.50</b>	
University Exam Verification	-	
Unpaid	-	1,24,08,366.60
<b>Total</b>		<b>2,08,03,774.42</b>

<b>Duties &amp; Taxes</b>		
Excess Grant Payable to Government	-	9,29,209.00
Life Insurance Corporation		2,28,885.00
<b>Total</b>		<b>11,58,094.00</b>



**B K BIRLA COLLEGE OF ARTS, SCIENCE & COMMERCE (DEGREE COLLEGE UNIT)**

**GROUPING OF BALANCE SHEET AS AT 31ST MARCH, 2024 ( Liabilities )**

<b>Fees Refundable to Government</b>		
		-
<b>Fees Refundable to students</b>		
Fees Refundable to Students ( 2018 - 2019 )	3,472.00	
Fees Refundable to Students ( 2018 - 2019 ) - II	13,350.00	
Fees Refundable to Students ( 2019 - 2020 ) - I	(1,450.00)	
Fees Refundable to Students ( 2020 - 2021 )	(11,877.00)	
Fees Refundable to Students ( 2020 - 2021 ) - II	3,73,509.00	
Fees Refundable to Students ( 2021 - 2022 ) - I	(800.00)	
Fees Refundable to Students ( 2021 - 2022 ) - II	11,485.50	
Fees Refundable to Students ( 2022 - 2023 ) - II	1,22,088.00	
Fees Refundable to Students ( 2023 - 2024 )	575.00	
Fees Refundable to Students ( 2023 - 2024 ) - II	3,080.00	
		5,13,432.50
<b>Merit Scholarship</b>		
Merit Scholarship (2013 - 14)	3,500.00	
Merit Scholarship (2014 - 15)	3,370.00	
Merit Scholarship (2015 - 16)	1,000.00	
Merit Scholarship (2016 - 17)	(2,000.00)	
Merit Scholarship (2017 - 18)	14,000.00	19,870.00
<b>Minority Scholarship</b>		
Minority Scholarship (2013 - 14)	18,700.00	
Minority Scholarship (2015 - 16)	9,000.00	27,700.00
<b>Reduction Fees Refundable</b>		
Reduction Fees Refundable (2021-22)	27,54,933.00	
Reduction Fees Refundable (2021-22) - II	17,51,461.00	45,06,394.00
<b>Total</b>		2,70,29,264.92

**B K BIRLA COLLEGE OF ARTS, SCIENCE & COMMERCE (DEGREE COLLEGE UNIT)**

**GROUPING OF BALANCE SHEET AS AT 31ST MARCH, 2024 (Assets)**

PROPERTY AND ASSETS SIDE		Amount (in Rs.)	Amount (in Rs.)
<b>1</b>	<b>ADVANCE TO EMPLOYEES</b>		
	Advance Against Salary		1,16,07,642.00
	Advance Against 6th Pay Arrears Commission		41,350.00
	<b>Total</b>		<b>1,16,48,992.00</b>
<b>2</b>	<b>ADVANCES TO OTHERS</b>		
	<b>Deposits</b>		
	Gas Cylinder	44,300.00	
	K.D.M.C	5,000.00	49,300.00
	<b>Other Advances</b>		
	Advance Against Order	-	
	Advance for Expenses	4,78,461.00	
	TDS Receivable	1,08,586.93	
	Advance Receivable	23,97,517.20	
	Prepaid Expenses	22,91,404.00	52,75,969.13
	<b>Total</b>		<b>53,25,269.13</b>
<b>3</b>	<b>INCOME OUTSTANDING</b>		
	<b>Interest Income</b>		
	Interest accrued but not due on FDR		9,89,803.00
	<b>Total</b>		<b>9,89,803.00</b>
<b>4</b>	<b>OTHER INCOME</b>		
	<b>Fees Receivable From Government</b>		
	Fees Receivable (2006-07) From Government	1,80,970.00	
	Fees Receivable (2008-09) From Government	2,08,208.00	
	Fees Receivable (2009-10) From Government	2,38,172.00	
	Fees Receivable (2010-11) From Government	13,82,515.00	
	Fees Receivable (2013-14) From Government	2,93,020.00	
	Fees Receivable (2015-16) From Government	1,68,900.00	
	Fees Receivable (2017-18) From Government	11,78,615.00	
	Fees Receivable (2018-19) From Government	29,48,773.50	
	Fees Receivable (2019-20) From Government	26,13,361.50	
	Fees Receivable (2020-21) From Government	11,98,535.00	
	Fees Receivable (2021-22) From Government	38,22,531.30	
	Fees Receivable (2022-23) From Government	44,39,316.40	
	Fees Receivable (2023-24) From Government	76,43,316.80	2,63,16,234.50
	<b>Fees Receivable From Students</b>		
	Fees Receivable (2017-18) From Student - Acc. & Tax	4,97,205.00	
	Fees Receivable From Students (2018-19)	3,81,771.50	
	Fees Receivable From Students (2019-20)	6,58,064.00	
	Fees Receivable From Students (2020-21)	27,03,819.00	
	Fees Receivable From Students (2021-22)	20,45,135.00	
	Fees Receivable From Students (2022-23)	68,70,629.00	
	Fees Receivable From Students (2023-24)	3,05,47,155.00	4,37,03,778.50
	Grant in aid receivable (Salary)		1,39,63,055.00
	<b>Total</b>		<b>8,39,83,068.00</b>

**B K BIRLA COLLEGE OF ARTS, SCIENCE & COMMERCE (DEGREE COLLEGE UNIT)**

**GROUPING OF BALANCE SHEET AS AT 31ST MARCH, 2024 (Assets)**

5	<b>CASH &amp; BANK BALANCES</b>		
i)	<b>Cash Balance as on 31.03.2020</b>		
	Cash on Hand		-
ii)	<b>In Current Account with Bank of Maharashtra, Kalyan</b>		
	Salary Payment Account, A/c No. 20121402080		44,33,207.73
	State Bank Of India A/c No. 40055885093		8,038.78
iii)	<b>In Saving Account with H.D.F.C.</b>		
	A/c No. 50100168394031 ( Rambuag , kalyan - Unit II )	5,27,347.96	
	A/c No 50100168406542 ( Rambuag , kalyan - Unit I )	1,09,288.59	
	A/c No 50100187752234 ( Rambuag , kalyan - Ben. Fund )	31,860.49	6,68,497.04
iv)	<b>In Saving Account with Canara Bank, Kalyan</b>		
	Salary Payment Account, A/c No. 21173	12,130.17	
	Non - Salary Expenditure Account, A/c No. 40622	81,366.28	
	Other Miscellaneous Expenditure Account, A/c No. 40623	6,14,383.85	
	I.T. & Management Courses (II), A/c No. 47971	16,11,551.07	
	Freeship / Scholarship, A/c No. 60131	25,94,526.80	
	RUSA Grant Account, A/c No. 68552	10,062.00	49,24,020.17
v)	<b>In Saving Account with Axis Bank, Ulhasnagar</b>		
	Expenditure of Unit II, A/c No. 13873	27,642.00	
	Expenditure of Unit I, A/c No. 13907	21,152.00	48,794.00
vi)	<b>In Saving Account with State Bank of India, Kalyan</b>		
	XII Plan A/c No.3319308659	6,34,358.01	
	DST Grant A/c No.33193209268	9,586.50	
	PFMS RUSA A/c No.40384872908	-	6,43,944.51
vii)	<b>Escrow &amp; Current Account With ICICI Bank, Kalyan</b>		
	Escrow Account No - 020305009157	8,75,642.00	
	Saving Account No - 02301014062	45,000.00	
	Current Account No - 020305009213	13,290.85	9,33,932.85
	<b>Total</b>		<b>1,16,60,435.08</b>

**B K BIRLA COLLEGE OF ARTS, SCIENCE & COMMERCE (DEGREE COLLEGE UNIT)**

**GROUPING OF BALANCE SHEET AS AT 31ST MARCH, 2024 (Assets)**

<b>6</b>	<b>In Fixed Deposits Account</b>		
	Canara Bank, Kalyan	23,85,946.00	
	HDFC Bank, Kalyan	54,00,000.00	
	Central Bank of India	36,98,148.00	
	Union Bank of India	27,39,694.00	
	UCO BANK	-	1,42,23,788.00
	<b>Total</b>		<b>1,42,23,788.00</b>
<b>7</b>	<b>Deferred Revenue Expenditure</b>		
	Mobile Application	35,837.00	
	Web based Compliance Management System	2,60,191.00	
	ERP Setup Cost	11,80,000.00	14,76,028.00
	Less :- Written off (1/5th Every Year)		(4,72,000.00)
	<b>Total</b>		<b>10,04,028.00</b>

**B K BIRLA COLLEGE OF ARTS, SCIENCE & COMMERCE (DEGREE COLLEGE UNIT)**

**GROUPING OF INCOME & EXPENDITURE ACCOUNT FOR THE YEAR**  
**ENDED 31ST MARCH, 2024**

SR. NO.	PARTICULARS	UNIT - I	UNIT - II	TOTAL
<b>A</b>	<b>Municipal Tax</b>	2,67,574.00	2,08,843.00	4,76,417.00
	Legal & Professional Charges	1,55,534.00	35,000.00	1,90,534.00
	Audit Fees	4,40,376.00	-	4,40,376.00
	Miscellaneous Expenses	2,47,984.96	2,350.20	2,50,335.16
	Expenses related to earlier year	1,32,538.00	-	1,32,538.00
	Building Repairs	75,60,484.00	25,37,792.00	1,00,98,276.00
	<b>Total ( A )</b>	<b>88,04,490.96</b>	<b>27,83,985.20</b>	<b>1,15,88,476.16</b>
<b>B</b>	<b>Salaries &amp; Allowance</b>			
	Payment to Teaching Staff & Non Teaching ( Aided )	20,84,15,207.00	-	20,84,15,207.00
	Remuneration to Staff Members	50,73,980.00	-	50,73,980.00
	Remuneration to Exam Staff - II	6,08,600.00	2,80,500.00	8,89,100.00
	Remuneration to the Staff - Accounts Dept.	-	22,10,213.00	22,10,213.00
	Remuneration to the Staff - Administrative Dept..	-	15,42,301.00	15,42,301.00
	Remuneration to the Staff - Comp. Networking	-	2,51,200.00	2,51,200.00
	Remuneration to the Staff - Library Staff	-	7,51,642.00	7,51,642.00
	Telephone Allowance	-	9,000.00	9,000.00
	Special Allowance	15,03,375.00	3,10,500.00	18,13,875.00
	Share of Deputation Charges / Retainership fees	-	-	-
	<b>Total ( B )</b>	<b>21,56,01,162.00</b>	<b>53,55,356.00</b>	<b>22,09,56,518.00</b>
<b>C</b>	<b>Contribution to Provident &amp; Other Fund</b>			
	Contribution to Provident Fund	2,86,264.00	35,98,540.00	38,84,804.00
	Contribution Towards EDLI	-	66,099.00	66,099.00
	Administrative charges on Wages	-	1,61,862.00	1,61,862.00
	Terminal Benefits	1,78,640.00	36,68,042.00	38,46,682.00
	<b>Total ( C )</b>	<b>4,64,904.00</b>	<b>74,94,543.00</b>	<b>79,59,447.00</b>

SR. NO.	PARTICULARS	UNIT - I	UNIT - II	TOTAL
<b>D</b>	<b>Adminstrative and Other Educational Expenses</b>			
	3D Educational Software Subscription	-	-	-
	Advertisement	20,000.00	41,827.00	61,827.00
	Affiliation Fees	8,000.00		8,000.00
	Alumni Association Expenses	80,775.00	1,10,050.00	1,90,825.00
	Annual Foundation Day Expenses	1,33,745.00		1,33,745.00
	Appointment & Interview Expenses	1,93,011.00	2,16,307.00	4,09,318.00
	Autonomy Activity Expenses	1,78,288.00	3,32,898.00	5,11,186.00
	Audit Expenses	1,486.00	-	1,486.00
	Bank Charges	29,373.41	16,046.77	45,420.18
	Binding Charges	1,63,265.00	73,035.00	2,36,300.00
	Bio Diversity Expense	2,42,861.00	-	2,42,861.00
	BOS Expenses	28,855.00	8,000.00	36,855.00
	Building Rent Paid to KCES		2,04,00,000.00	2,04,00,000.00
	College Contribution to Benevolent Fund - I	69,000.00	55,700.00	1,24,700.00
	College Contribution to UGC Grant	-	-	-
	College Exam Expenses	48,83,351.00	10,68,444.00	59,51,795.00
	College Placement Activities	-	-	-
	Computer Maintenance Charges	28,22,555.00	27,87,632.00	56,10,187.00
	Computer Stationery	2,27,503.00	77,290.00	3,04,793.00
	Conveyance	3,39,497.00	3,035.00	3,42,532.00
	Convocation Cermony Expenses	51,739.00		51,739.00
	Cont. to Uni. Towards Annaul Sport	1,28,760.00		1,28,760.00
	Cont. towards Annual Sports	62,160.00		62,160.00
	Cont. to Uni. Toward Sports & Cul. Act.	95,460.00		95,460.00
	Courier Charges	36,147.00		36,147.00
	CSR Recurring Expense	39,04,367.00		39,04,367.00
	Earn & Learn Scheme	-	43,619.00	43,619.00
	Electrical Repairs	12,19,379.00	4,89,271.00	17,08,650.00
	Electricity	22,96,725.00	27,63,980.00	50,60,705.00
	ERP Implementation cost written off		2,36,000.00	2,36,000.00
	ERP Expenses	7,83,605.00	11,34,969.00	19,18,574.00
	FDP Expense	1,24,104.00	1,09,176.00	2,33,280.00
	Garden Area Development	20,84,757.00		20,84,757.00
	Gathering & Function	10,30,040.00	4,44,442.00	14,74,482.00
	Generator Expenses	3,35,316.00	2,16,946.00	5,52,262.00
	Group Insurance Premium	64,620.00		64,620.00
	Honorarium (hindi)	99,800.00	13,500.00	1,13,300.00
	Insurance	3,93,952.00	2,65,594.00	6,59,546.00
	Internet Charges	11,44,768.00	-	11,44,768.00
	IQAC Expenses	76,042.00		76,042.00
	ISO Audit Expenses	55,640.00		55,640.00

SR. NO.	PARTICULARS	UNIT - I	UNIT - II	TOTAL
	Interest Paid to UGC	4,292.00	-	4,292.00
	Laboratory Expenses	11,46,304.00	92,941.00	12,39,245.00
	Magazine Expenses	1,02,660.00	-	1,02,660.00
	Medical Expenses	24,816.00		24,816.00
	Mural Expense	-	12,09,453.00	12,09,453.00
	Library Software Expense	8,85,000.00		8,85,000.00
	Membership & Subscription	49,062.00	55,100.00	1,04,162.00
	Mobile APP Charges W/off	35,400.00		35,400.00
	M power Program	84,509.00		84,509.00
	NABL Expenses		3,97,927.00	3,97,927.00
	Newspapers & Periodicals	1,60,754.00	8,804.00	1,69,558.00
	Network Expenses	-		-
	NAAC Accreditation Expenses	7,17,875.00		7,17,875.00
	NCC Expenses	99,025.00		99,025.00
	NSS Expenses	9,876.00		9,876.00
	Online Process System Fees	-		-
	Penalty Paid to Uni. Of Mumbai Eligibility Fees	600.00	-	600.00
	Patent Expenses	1,14,000.00	-	1,14,000.00
	Personal Accident Insurance Premium	40,781.00		40,781.00
	Postage & Telegram	538.00		538.00
	Printing & Stationery	6,83,763.00	4,50,878.00	11,34,641.00
	Prizes	49,026.00	2,001.00	51,027.00
	Prospectus Printing Charges	-		-
	Petty Cash Expense for laboratory	3,31,776.00	69,326.00	4,01,102.00
	Repairs & Maintenance	26,80,357.00	9,18,320.00	35,98,677.00
	Retirement Gift to Staff	19,000.00		19,000.00
	Revenue Stamp & Stamp Paper	-		-
	RFID Based Printed ID Card	1,77,708.00	2,76,769.00	4,54,477.00
	Round off	(1.22)	-	(1.22)
	Sanitary Material	4,17,011.00	90,369.00	5,07,380.00
	Sanitation & Cleaning Charges	11,85,403.00	13,05,374.00	24,90,777.00
	Security Service Charges	22,40,875.28	10,75,025.60	33,15,900.88
	Seminar & Registration Expenses (Hindi)	4,800.00		4,800.00
	Seminar & Training Expenses	3,23,218.00	4,09,770.00	7,32,988.00
	Seminar & Training Students	-	36,401.00	36,401.00
	Share of College Exam Fees	12,58,636.00		12,58,636.00
	Social Media Maintenance Charges	3,12,700.00		3,12,700.00
	Software Maintenance Charges	11,39,488.00	15,44,946.00	26,84,434.00
	Sports Expenses	34,17,080.00	8,20,976.00	42,38,056.00
	Staff Welfare Expenses	20,31,071.00	4,76,902.00	25,07,973.00
	Tech Expression Tech-Fest		1,22,477.00	1,22,477.00
	Training & Placement Expense (Student)	-	1,285.00	1,285.00

SR. NO.	PARTICULARS	UNIT - I	UNIT - II	TOTAL
	Students Irrecoverable Fees Written Off	-		-
	Telephone Expenses	30,574.00		30,574.00
	Traveling Expenses	2,750.00		2,750.00
	Uniform Expenses	59,064.00		59,064.00
	University Exam Expenses			-
	University Share of E-Mail	-		-
	Vehicle Expenses	12,214.00		12,214.00
	Vriksh Dindi Expenses	23,888.00	-	23,888.00
	Washing Allowance	35,800.00		35,800.00
	Water Charges	3,36,576.00		3,36,576.00
	Web Based Compliance written off	2,60,190.00		2,60,190.00
	Website Development Charges W/Off		-	-
	Website Maintenance Charges	56,176.00	-	56,176.00
	Fire NOC Fees		4,000.00	4,000.00
	Green Audit & Certification		1,23,900.00	1,23,900.00
	<b>Total ( D )</b>	<b>4,39,73,581.47</b>	<b>4,04,00,706.37</b>	<b>8,43,74,287.84</b>
	<b>Total ( A+B+C+D )</b>	<b>26,88,44,138.43</b>	<b>5,60,34,590.57</b>	<b>32,48,78,729.00</b>



SR. NO.	PARTICULARS	UNIT - I	UNIT - II	TOTAL
<b>E</b>	<b>Interest details</b>			
	Interest from Investment			-
	Interest from Fixed Deposit	7,28,368.21		7,28,368.21
	Interest on Saving Bank Accounts	3,88,017.50	4,18,669.00	8,06,686.50
	<b>Total ( E )</b>	<b>11,16,385.71</b>	<b>4,18,669.00</b>	<b>15,35,054.71</b>
<b>F</b>	<b>Miscellaneous Receipts.</b>			
	Administrative Charges Received	-		-
	Bonafide Fee	5,160.00	12,260.00	17,420.00
	Document Verification Fees	95,000.00	51,300.00	1,46,300.00
	Duplicate Fees Receipts	600.00	300.00	900.00
	Duplicate I Card Fee	10,550.00	9,600.00	20,150.00
	Duplicate Mark Sheet	10,810.00	5,200.00	16,010.00
	Leaving Certificate Fees	420.00		420.00
	Miscellaneous Receipts	8,49,476.79	76,983.00	9,26,459.79
	NOC Fee	1,620.00	640.00	2,260.00
	Scrap Sales	1,070.00		1,070.00
	Transcript Fee	80,000.00	57,375.00	1,37,375.00
	NABL Testing Fees		1,245.00	1,245.00
	College Exam Fees ATKT II		7,98,527.00	7,98,527.00
	MRSI-Mumbai	17,384.00		17,384.00
	Excess provision written off	70,459.00		70,459.00
	Traning & Placement Fees		65,500.00	65,500.00
<b>II</b>	<b>Income from Testing &amp; Landscaping</b>			
	Landscape Care and Maintenance Services	3,60,000.00	-	3,60,000.00
	NABL Testing Fees Income	2,42,639.00	-	2,42,639.00
	Research & Development Originals in Other Field	1,00,000.00	-	1,00,000.00
	Scrap Sales Income	4,31,683.83	-	4,31,683.83
	Testing Fees	68,033.88		68,033.88
	<b>Total ( F )</b>	<b>23,44,906.50</b>	<b>10,78,930.00</b>	<b>34,23,836.50</b>
<b>G</b>	<b>Sale of Prospectus &amp; Forms</b>			
	UG - Courses	4,91,000.00	8,43,275.00	13,34,275.00
	PG - Courses	27,900.00	57,200.00	85,100.00
	<b>Total ( G )</b>	<b>5,18,900.00</b>	<b>9,00,475.00</b>	<b>14,19,375.00</b>
<b>H</b>	<b>Income relating to earlier year</b>			
	Fees Received for Earlier Years	10,825.00	-	10,825.00
	<b>Total ( H )</b>	<b>10,825.00</b>	<b>-</b>	<b>10,825.00</b>

**B K BIRLA COLLEGE OF ARTS, SCIENCE & COMMERCE (DEGREE COLLEGE UNIT)**

**GROUPING OF DEPOSITS FROM STUDENTS AS ON 31ST MARCH, 2024**

PARTICULARS	AMOUNT (Rs.)	AMOUNT (Rs.)
<b>Caution Money Refundable beyond 12 months:</b>		
Caution Money - (2020-21)	3,38,550.00	
Caution Money - (2021-22)	4,650.00	
Caution Money - (2022-23)	3,82,200.00	
Caution Money - (2023-24)	3,97,800.00	<b>11,23,200.00</b>
<b>Caution Money Refundable during 12 months:</b>		
Caution Money - (2018-19)	2,57,850.00	
Caution Money - (2019-20)	3,35,850.00	
Caution Money - (2017-18)	12,900.00	
Caution Money - (2016-17)	-	<b>6,06,600.00</b>

<b>Laboratory Deposits Refundable beyond 12 months:</b>		
Laboratory Deposits - (2020-21)	4,96,000.00	
Laboratory Deposits - (2021-22)	2,800.00	
Laboratory Deposits - (2022-23)	5,31,200.00	
Laboratory Deposits - (2023-24)	5,75,200.00	<b>16,05,200.00</b>
<b>Laboratory Deposits Refundable during 12 months:</b>		
Laboratory Deposits - (2018-19)	3,66,000.00	
Laboratory Deposits - (2019-20)	4,82,800.00	
Laboratory Deposits - (2017-18)	34,400.00	
Laboratory Deposits - (2016-17)	-	
Laboratory Deposits - (2015-16)	800.00	<b>8,84,000.00</b>

<b>Library Deposits Refundable beyond 12 months:</b>		
Library Deposits - (2020-21)	5,52,150.00	
Library Deposits - (2021-22)	7,500.00	
Library Deposits - (2022-23)	6,24,400.00	
Library Deposits - (2023-24)	6,45,750.00	<b>18,29,800.00</b>
<b>Library Deposits Refundable during 12 months:</b>		
Library Deposits - (2018-19)	4,25,250.00	
Library Deposits - (2019-20)	5,46,900.00	
Library Deposits - (2015-16)	-	
Library Deposits - (2017-18)	21,500.00	
Library Deposits - (2016-17)	-	<b>9,93,650.00</b>
<b>Library Deposits ( Book Bank)</b>	<b>58,145</b>	<b>58,145.00</b>